

EXPERTS IN WAITING LINE MANAGEMENT SINCE 1983



2023

Full Product Catalog



A division of the Tamis® Corporation



About Tamis

BeltStanchions.com is a division of the Tamis Corporation, a multi-divisional company providing a wide range of crowd management and line management products to facilities and events nationwide.

Established in 1983, Tamis includes divisions specializing in fabricated metal (most prominently interlocking steel crowd control barricades), metal detectors, plastic jersey barriers, traffic safety, exhibit equipment, perimeter security and decorative metals.

Our sales and customer service representatives have extensive knowledge about line management products. They will work with you to develop the best solution for your particular site or event.

Tamis works with both small and large companies. Our specialty is working with architects and management companies to provide turnkey delivery. This includes major projects from new stadiums and arenas to mega-hotels and retail complexes.

Some of the industries we serve are police departments – casinos – colleges and universities – school districts – airports – racetracks – stadiums – arenas – amusement parks and zoos.

Call Tamis for personalized service and detail product knowledge. You'll talk to a specialist who thoroughly understands our products, and who will customize solutions to meet your needs.

PO Box 1138 | Monroeville, PA 15146
1-800-448-2647
www.tamiscorp.com

CONTENTS

	Introduction				Traditional Post & Rope		
	QueuePro Innovations	2			Elegance	64-65	
	QueuePro Components	3			RopeMaster	66-67	
	Why Belt Length Matters	4			Ropes	68	
	Xtra Belt Advantage	5			Accessories	69	
	Belt Color Options	6			Barricades		
	Belt Messages	7			CrowdMaster	72-75	
	Post Color & Finish Options	8			Jacket Options	76	
	Queue Management				FlexPro	77	
	QueuePro	10-15			FlexMaster	78	
	WeatherPro	16			Signage		
	RollerPro	17-19			Bracket Signs	80-81	
	QueueMaster	20-21			Standard Sign Frames	82	
	Post Panels	22-24			Heavy Duty Sign Frames	83	
	Queue Systems				Sign Options	84	
	Display Bowl	26			Stanchion Signs	85	
	Bowl Tower	27			Stanchion Banner	85	
	Merchandizing Wheel	27			Sign Stands	86-87	
	Merchandizing Beam	27			Poster Stands	88	
	Merchandizing Panel System	28-31			Light Boxes	89	
	e-Queue	32-35			Storage Carts		
	Site Safety				Vertical Storage Carts	92	
	WeatherMaster	38-41			Horizontal Storage Carts	93	
	SafetyPro	42-46			Barricade Carts	94	
	RollerSafety	47-49			Accessories		
	SafetyMaster	50-51			Umbrella Bag Frame	96	
	ConePro	52-53			Literature Holder	97	
	Elegance Safety	54			Literature Basket	97	
	RopeMaster Safety	54			Writing Table	98	
	Reflective Options	55			Sanitizing Station	98	
	Wall Mounts				Smoking Stand	98	
	WallPro	58			Luggage Sizer	99	
	WallMaster	59			Customizing Options		
	Specialty Wall Mounts	60-61			Belt Printing	102	
	Mounting Options	62			Post Wraps & Cassettes	103	



A new addition to the Queue Solutions product range for 2017.



Indicates products specifically designed for outdoor use. Other products may be weatherized for outdoor use as an optional extra.



These products comply with the Americans with Disabilities Act (ADA) 4.4.1. The lower belt is not more than 27" from the floor surface.

Our products are continually being developed and specifications may change without notice, for the latest specifications please contact us at **800.448.2647**.

QueuePro – Innovation & Options

QueuePro/SafetyPro is the market leading range of retractable barriers. No other product offers more innovations, more options, and more functionality. If none of our 40 standard models meet your exact requirements just select from the following components and we will make a custom barrier to your specification.





STANCHION POSTS

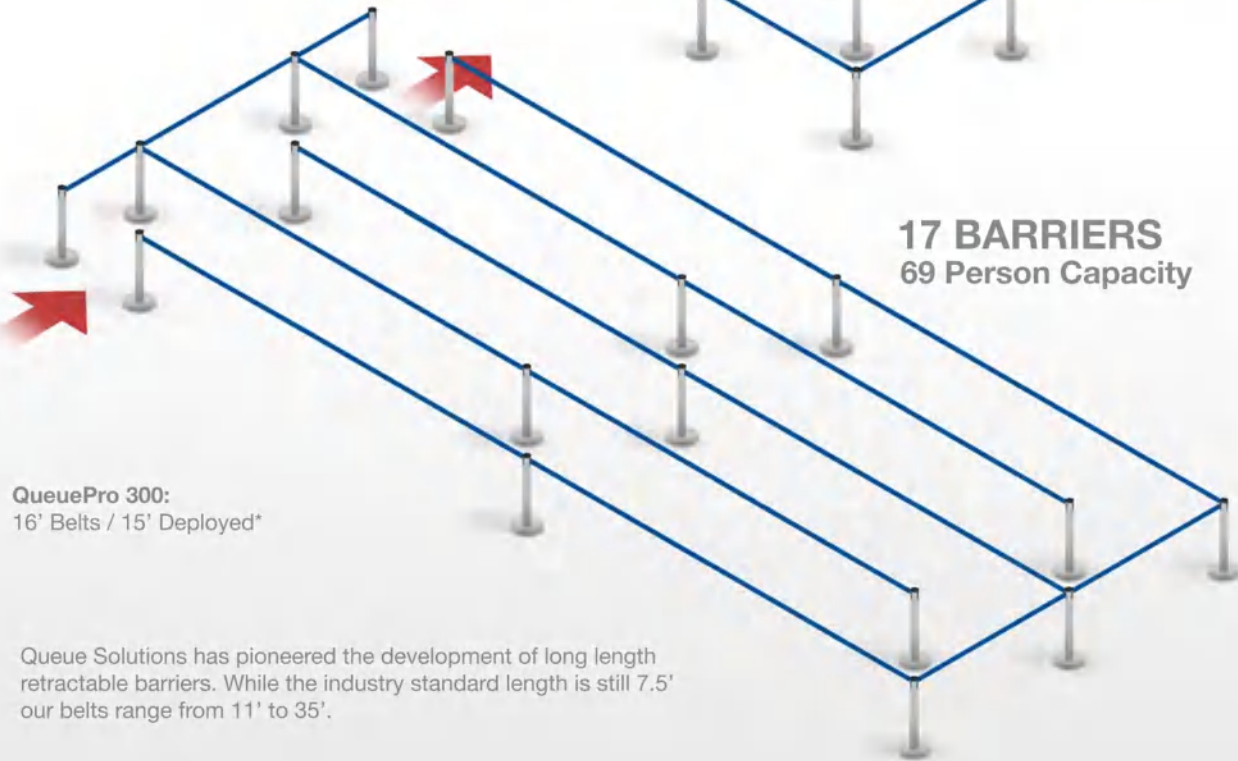
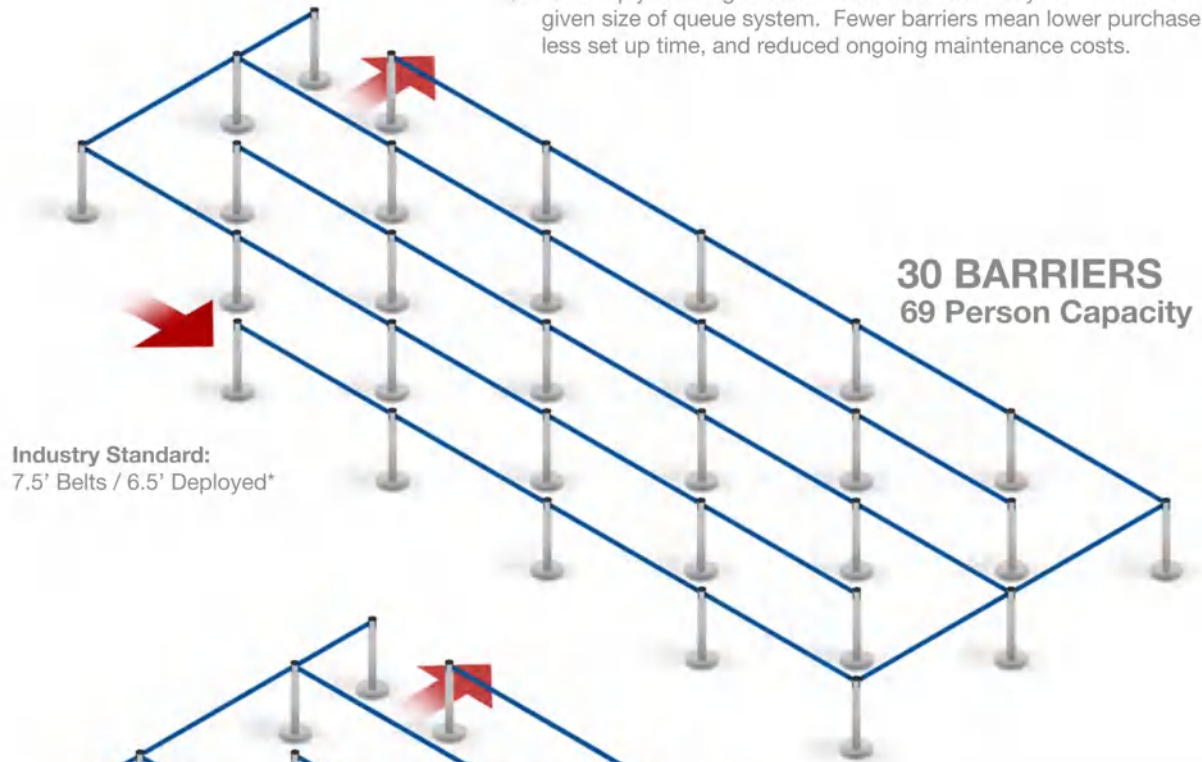


BASE OPTIONS



Why Belt Length Matters

Put simply the longer the belt the fewer barriers you need to create a given size of queue system. Fewer barriers mean lower purchase cost, less set up time, and reduced ongoing maintenance costs.



Queue Solutions has pioneered the development of long length retractable barriers. While the industry standard length is still 7.5' our belts range from 11' to 35'.

*12" of belt left within the post to allow for play should the belt be pushed, pulled or leaned on.

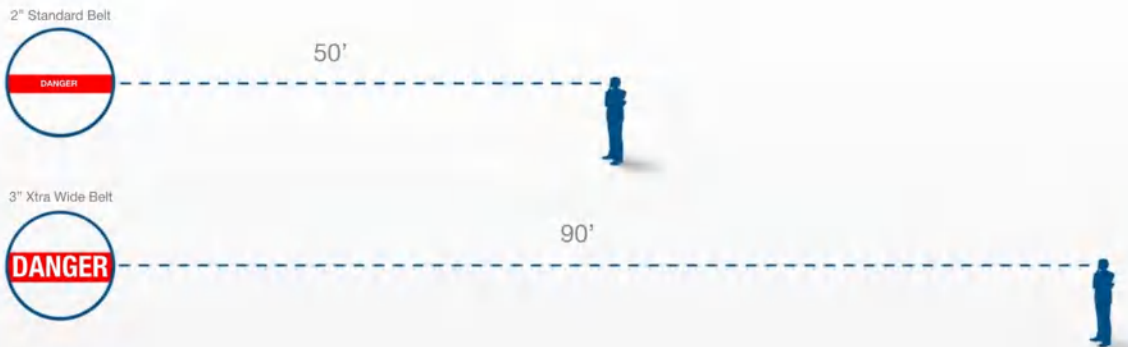
Xtra Belt Advantage

Xtra 3" Wide Belt

Queue Solutions developed the Xtra belt specifically to give greater impact to printed messages and logos. The 3" width of the Xtra belt allows logos and messages to be printed 50% larger than on a standard 2" wide belt. The larger print size dramatically increases both viewing distance and impact of prints.

Viewing Distance

The larger the print the greater distance it can be seen from. Visible distance is important to get the best value from branding, particularly on the belts on the outside of a queue system where the message is seen by passersby and not just those in the queue.




Impact

For those standing in the queue or close to a safety barrier the size of the belt print greatly affects the impact of the logo or message. Large, bold print draws the eye and improves message retention.




Belt Options


2" Belt Solid Color Options



2" Belt Striped Options



3" Xtra Belt Options



Belt Messages

2" CAUTION-WET FLOOR
3" Xtra CAUTION-WET FLOOR



2" CLEANING IN PROGRESS
3" Xtra CLEANING IN PROGRESS



2" OUT OF SERVICE
3" Xtra OUT OF SERVICE

2" CAUTION-DO NOT ENTER
3" Xtra CAUTION-DO NOT ENTER

2" AUTHORIZED ACCESS ONLY
3" Xtra AUTHORIZED ACCESS ONLY

2" DANGER-FORKLIFT TRUCKS **new**
3" Xtra DANGER-FORKLIFT TRUCKS

2" ESD PROTECTED AREA  **new**
3" Xtra ESD PROTECTED AREA 

2" BEWARE OPEN PIT  **new**
3" Xtra BEWARE OPEN PIT 

2" DANGER-KEEP OUT
3" Xtra DANGER-KEEP OUT

2" NO PARKING
3" Xtra NO PARKING

2" AUTHORIZED ACCESS ONLY
3" Xtra AUTHORIZED ACCESS ONLY

2" NO ENTRY
3" Xtra NO ENTRY

2" THIS LINE IS CLOSED
3" Xtra THIS LINE IS CLOSED

2" PLEASE WAIT HERE
3" Xtra PLEASE WAIT HERE

2" Only CAUTION-DO NOT ENTER
THIS LINE IS CLOSED
PLEASE WAIT HERE

3" Xtra Only English / Spanish
CLEANING IN PROGRESS
LIMPIEZA EN CURSO

AUTHORIZED ACCESS ONLY
ACCESO AUTORIZADO SOLAMENTE

CAUTION-DO NOT ENTER
PRECAUCION-NO ENTRAR

NO ENTRY
NO ENTRAR

English / French
CLEANING IN PROGRESS
NETTOYAGE EN COURS


AUTHORIZED ACCESS ONLY
ACCÈS AUTORISÉ UNIQUEMENT

CAUTION-DO NOT ENTER
ATTENTION-NE PAS ENTRER


NO ENTRY
ACCÈS INTERDIT

Post Color & Finish Options

Standard Metal Finishes




Polished Brass



Satin Brass



Polished Chrome



Satin Chrome



Polished Stainless



Satin Stainless



Statuary Bronze



Pewter Nickel



Black Chrome



Antique Copper



On this page we show our standard range of colors and finishes, but if you do not find the look you want just ask! We have over 200 powder coat colors and a wide range of custom metal finishes available.

Aluminum

new




Black Anodized

new




Clear Anodized

new



Bronze Anodized

new



Gold Anodized

Powder Coats



Black



Grey



White



Red



Orange



Yellow



Blue




Green



Purple



Pink



Maroon



Brown

Textured Powder Coats



Black Wrinkle



Antique Grey



Hammerstone Grey



Silver Vein



Gold Vein



Copper Vein

QUEUE MANAGEMENT



Queue Solutions is the market leader in retracting barriers for queue management. Our QueuePro line of tough, attractive barriers offers the most models and options available. Innovation remains at the heart of QueuePro design and in this catalog we introduce the world's first triple belt barrier. Whatever your needs are for guiding and controlling customer queues you are sure to find a solution in our Queue Management range.



QUEUE MANAGEMENT

QueuePro

QueuePro 250 - 2" Belt

BRITISH AIRWAYS

BRITISH AIRWAYS

BRITISH AIRWAYS

QueuePro 250 Xtra - 3" Belt

BRITISH AIRWAYS

Stylish & Durable

QueuePro is the market leading choice for creating customer queues. Manufactured from heavy gauge steel and a cast iron base, QueuePro is ideal for high traffic areas such as airports, retail stores, stadiums, arenas, cinemas and convention centers.

QueuePro 250

This sleek, contemporary design houses the belt mechanism inside the 2.5" diameter post.

Height	Weight	Post Diameter	Base Diameter	Belt Width	Belt Length
40"	22 lb	2.5"	14"	2"	11' / 13'
1015mm	10 kg	64mm	355mm	50mm	3.4m/3.9m

QueuePro 250 Xtra

50% wider belt for high visibility branding.

Height	Weight	Post Diameter	Base Diameter	Belt Width	Belt Length
40"	22 lb	3"	14"	3"	11' / 13'
1015mm	10 kg	75mm	355mm	75mm	3.4m/3.9m



Floor Protection

QueuePro features the best floor protection in its class. The heavy duty full contact protection around the circumference of the base and will last the life of the barrier.



QueuePro 200

Slim, elegant design featuring a 2" diameter post.

Height	Weight	Post Diameter	Base Diameter	Belt Width	Belt Length
40"	22 lb	2"	14"	2"	11' / 13'
1015mm	10 kg	50mm	355mm	50mm	3.4m/3.9m



QueuePro Twin 250

Twin belts to help keep children in line and prevent "line ducking".



Height	Weight	Post Diameter	Base Diameter	Belt Width	Belt Length
40"	23 lb	2.5"	14"	2"	11' / 13'
1015mm	10 kg	64mm	355mm	50mm	3.4m/3.9m



QueuePro Twin 250 Xtra

Twin extra wide belts for maximum line control and branding opportunity.

Height	Weight	Post Diameter	Base Diameter	Belt Width	Belt Length
40"	23 lb	2.5"	14"	2"/3"	11'
1015mm	10 kg	64mm	355mm	50/75mm	3.4m





QueuePro 300

The 16' belt on this model halves the number of barriers needed with the industry standard 7.5' belt.

Height	Weight	Post Diameter	Base Diameter	Belt Width	Belt Length
40"	24 lb	3"	14"	2"	16'
1016mm	11 kg	75mm	355mm	50mm	4.9m

QueuePro Twin 300

Combines the cost effectiveness of an extra length 16' belt with the line control of twin belts.



Height	Weight	Post Diameter	Base Diameter	Belt Width	Belt Length
40"	25 lb	3"	14"	2"	16'
1015mm	11 kg	75mm	355mm	50mm	4.9m



QueuePro Triple 250

A world's first! Triple belts provide maximum control of the customer queue and are more cost effective than solid panels or other rigid barriers.

Height	Weight	Post Diameter	Base Diameter	Belt Width	Belt Length
40"	27 lb	2.5"	14"	2"	11' / 13'
1015mm	12 kg	64mm	355mm	50mm	3.4m/3.9m





QueuePro Mini

Restricts access to exhibits and displays without blocking the view.

Height	Weight	Post Diameter	Base Diameter	Belt Width	Belt Length
200 24" 610mm	20 lb 9 kg	2.0" 50mm	14" 355mm	2" 50mm	11' / 13' 3.4m/3.9m
250 24" 610mm	20 lb 9 kg	2.5" 64mm	14" 355mm	2"/3" 50/75mm	11' / 13' 3.4m/3.9m
300 24" 610mm	20 lb 9 kg	3.0" 75mm	14" 355mm	2" 50mm	11' / 13' 3.4m/3.9m



QueuePro Clear

Clear polycarbonate post can be filled with promotional items or quick change printed inserts.

Height	Weight	Post Diameter	Base Diameter	Belt Width	Belt Length
40" 1015mm	22 lb 10 kg	2.5" 64mm	14" 355mm	2" 50mm	11'/13' 3.4m/3.9m





QueuePro Fixed Base

To permanently fix the barrier its post is fitted with a 5"/130mm flange to enable surface mounting. A decorative flange cover is available.

Model	Height	Weight	Post Diameter	Base Diameter	Belt Width	Belt Length
200/250	40"	5 lb	2/2.5"	5"	2"	11' / 13'
	1015mm	2.3 kg	50/64mm	127mm	50mm	3.4m/3.9m
300	40"	5 lb	3"	5"	2"	16'
	1015mm	2.3 kg	75mm	127mm	50mm	4.9m

Optional Flange Cover.



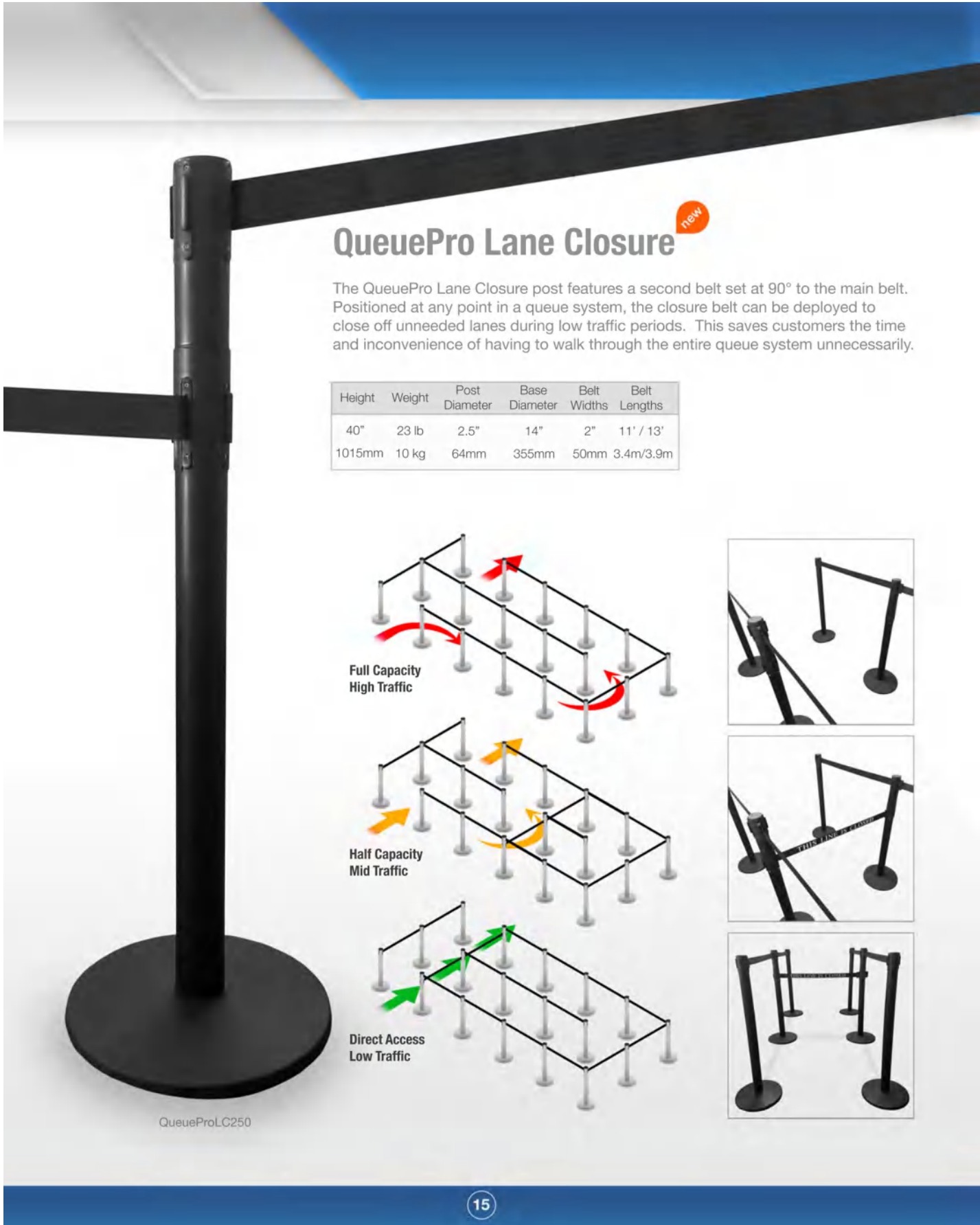
QueuePro Removable Base

When occasional removal may be necessary a socket is set into the floor and the stanchion is fitted with an insert which slides into the socket. A cap fits flush with the socket flange for safe closure when the stanchion is removed.

Model	Height	Weight	Post Diameter	Base Diameter	Belt Width	Belt Length
200/250	40"	5 lb	2.5"	5"	2"	11' / 13'
	1015mm	2.3 kg	64mm	127mm	50mm	3.4m/3.9m
300	40"	5 lb	3"	5"	2"	16'
	1015mm	2.3 kg	75mm	127mm	50mm	4.9m

Floor Socket (Sold Separately)

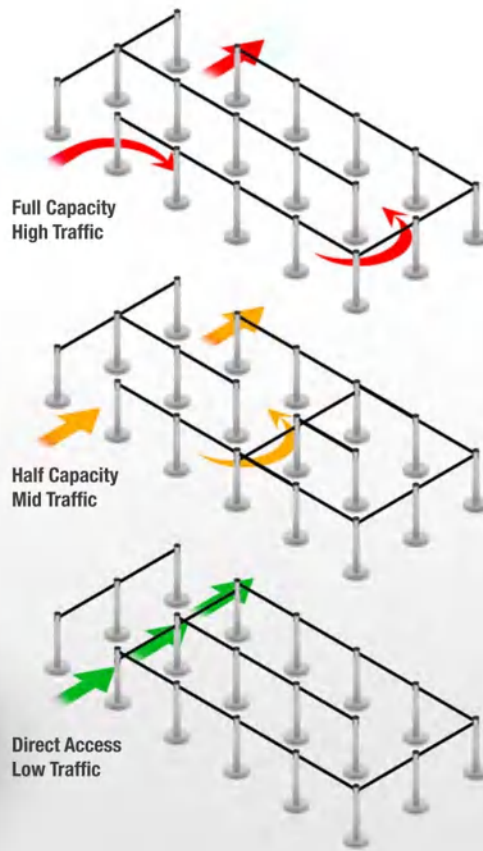




QueuePro Lane Closure new

The QueuePro Lane Closure post features a second belt set at 90° to the main belt. Positioned at any point in a queue system, the closure belt can be deployed to close off unneeded lanes during low traffic periods. This saves customers the time and inconvenience of having to walk through the entire queue system unnecessarily.

Height	Weight	Post Diameter	Base Diameter	Belt Widths	Belt Lengths
40"	23 lb	2.5"	14"	2"	11' / 13'
1015mm	10 kg	64mm	355mm	50mm	3.4m/3.9m



QueueProLC250



QUEUE MANAGEMENT

WeatherPro

WeatherPro 250



Harsh Outdoor Environments

The WeatherPro was designed for use in the harshest outdoor environments and was developed for use on the deck of cruise ships where the combination of salt water, air and pool chlorine was causing standard outdoor barriers to rust within 3 months. The WeatherPro features a solid aluminum base and an aluminum post so there is nothing to rust even if the powder coat is damaged.

WeatherPro 250

Fully outdoors capable, the WeatherPro also features a very low profile base, ideal for outdoor queue management or any application where minimizing trip hazards is essential.

Height	Weight	Post Diameter	Base Diameter	Belt Width	Belt Length
40"	20 lb	2.5"	14"	2"	11' / 13'
1015mm	9 kg	64mm	355mm	50mm	3.4m/3.9m



RollerPro

QUEUE MANAGEMENT



RollerPro 250



RollerPro 250 Xtra



Easy Movement

RollerPro is the first belt barrier offering the convenience of a roller base at an affordable price. Easily moved by tilting the barrier onto its discrete 4.5" roller and simply pushing using the post head, this product is ideal where barriers have to be moved frequently.

RollerPro 250

Sleek design achieved by housing the belt cassette inside the 2.5"/64mm diameter post. Features a standard 11' belt.

Height	Weight	Post Diameter	Base Diameter	Belt Width	Belt Length
40"	22 lb	2.5"	14"	2"	11' / 13'
1015mm	11 kg	64mm	355mm	50mm	3.4m/3.9m

RollerPro 250 Xtra

3"/75mm wide belt allows for 50% larger prints giving greater impact to branding.

Height	Weight	Post Diameter	Base Diameter	Belt Width	Belt Length
40"	22 lb	2.5"	14"	3"	8.5' / 11'
1015mm	11 kg	64mm	355mm	75mm	2.6m/3.4m





RollerPro 200

Slim elegant design featuring a 2"/50mm diameter post.

Height	Weight	Post Diameter	Base Diameter	Belt Width	Belt Length
40"	22 lb	2"	14"	2"	11' / 13'
1015mm	11 kg	50mm	355mm	50mm	3.4m/3.9m

RollerPro Twin 250

Twin belts to help keep children in line and prevent "line ducking".



Height	Weight	Post Diameter	Base Diameter	Belt Width	Belt Length
40"	23 lb	2.5"	14"	2"	11' / 13'
1015mm	10 kg	64mm	355mm	50mm	3.4m/3.9m



RollerPro Twin 250 Xtra

Two 3"/75mm extra wide belts for maximum branding opportunity.

Height	Weight	Post Diameter	Base Diameter	Belt Width	Belt Length
40"	23 lb	2.5"	14"	3"	8.5' / 11'
1015mm	10 kg	64mm	355mm	75mm	2.6m/3.4m





RollerPro 300

The 16'/4.9m belt in this model halves the number of belts needed with the industry standard 7.5'/2.3m belt.

Height	Weight	Post Diameter	Base Diameter	Belt Width	Belt Length
40"	24 lb	3"	14"	3"	16'
1015mm	11 kg	75mm	355mm	75mm	4.9m

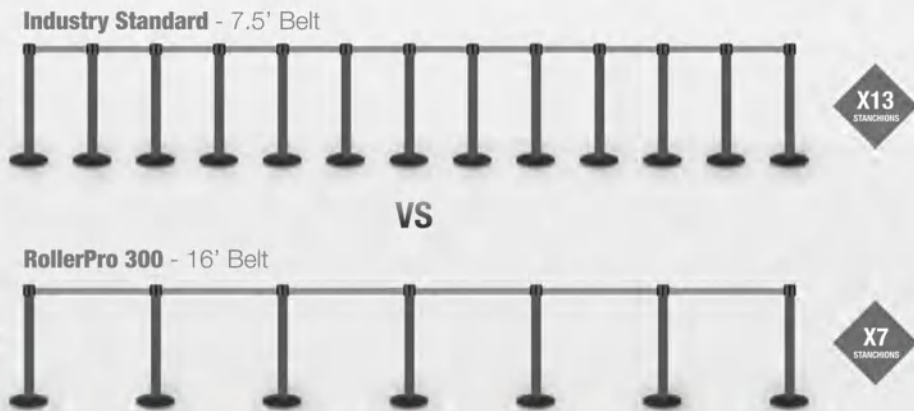


RollerPro Twin 300

Combines the cost effectiveness of extra length 16' belts with the line control of twin belts.



Height	Weight	Post Diameter	Base Diameter	Belt Width	Belt Length
40"	25 lb	3"	14"	2"	16'
1015mm	11 kg	75mm	355mm	50mm	4.9m





QUEUE MANAGEMENT

QueueMaster

QueueMaster 550

Functional & Affordable

QueueMaster is a range of functional, low cost barriers that provide an affordable solution for forming customer queues. Fitted with the key safety features of a belt lock and slow retract braking system the QueueMaster range includes Twin Belt and Xtra wide belt models. This is the only economy belt barrier that can be fully customized with our full range of printing and post color options.

QueueMaster 550

This model's 11' / 3.4m belt option is the longest available in an economy model.

Height	Weight	Post Diameter	Base Diameter	Belt Width	Belt Length
40"	20 lb	2.5"	14"	2"	8.5' / 11'
1015mm	9 kg	64mm	355mm	50mm	2.6m/3.4m

Xtra Wide Belt Option

Xtra models feature a 50% wider belt giving much greater impact to printed logos and messages.

Standard 2" Belt

VALET PARKING

VALET PARKING

Xtra 3" Belt

VALET PARKING



QueueMaster 550 Xtra

50% wider belt for high visibility branding.

Height	Weight	Post Diameter	Base Diameter	Belt Width	Belt Length
40"	20 lb	2.5"	14"	3"	8.5' / 11'
1015mm	9 kg	64mm	355mm	75mm	2.6m/3.4m

QueueMaster Twin 550

Twin belts to help keep children in line and prevent "line ducking".



Height	Weight	Post Diameter	Base Diameter	Belt Width	Belt Length
40"	21 lb	2.5"	14"	2"	8.5' / 11'
1015mm	9.5 kg	64mm	355mm	50mm	2.6m/3.4m



QueueMaster Twin 550 Xtra

Twin extra wide belts for maximum line control and branding opportunity.

Height	Weight	Post Diameter	Base Diameter	Belt Width	Belt Length
40"	21 lb	2.5"	14"	3"	8.5'/11'
1015mm	9.5 kg	64mm	355mm	75mm	2.6m/3.4m





QUEUE MANAGEMENT

Post Panels new

Forms A Solid Barrier

Panels provide a solid barrier between runs in a queuing coral. They can also be used to delineate the outside of a queue area or to define a specific space such as an outdoor dining or security area. Our unique collar system allows Queue Solutions panels to be used with any brand of retractable barrier. The panel's design provides fast, easy installation without the need to lift the panels above the posts for fitting. The steel frame can be fitted with two sheets of clear acrylic to house posters, alternatively, the frames can be used with tinted or frosted acrylic and colored sintra inserts.

Can be used as a clear panel to display advertising or frosted panel to create a sight barrier.





Post Collar

Provides the attachment points for the panel. The one piece hinged design makes attaching to the barrier post simple and fast using an allen key (provided). Available in 2" and 2.5" diameter and fits any brand of belt barrier. 4 way connectivity allows panels to be attached in line or at right angles.

Sizes (Diameter)
2" / 2.5"
50mm / 64mm

Standard Height Panel

The acrylic panel is housed in a steel frame with placement lugs to fit into attachment collars.

Height	Width	Weight
36"	49"	32 lb
914mm	1.24m	14.5 kg



Extra Height Panel

48" high panel is ideal for creating a privacy screen. Can be used with standard height belt barriers or with our Extra Height post.

Height	Width	Weight
48"	49"	41 lb
1.22m	1.24m	19 kg

Extra Height Panel Post

For use with Extra Height panels.

Height	Weight	Post Diameter	Base Diameter
40"	23 lb	2.5"	14"
1015mm	10 kg	64mm	355mm



Standard Height For Comparison

Simple Assembly



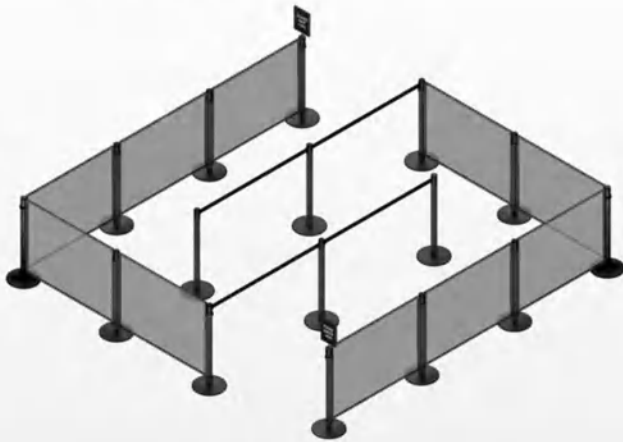
Attach collar to post bottoms

Insert frame lugs into collars


Pivot the panel into place

Attach collar to post tops

Example Of Application



36"/914mm Standard Height Panels with standard retractable barriers used to delineate the outside of a queue system



48"/1220mm Extra Height Panels with extra height posts used to create a security booth.

Base Options



14"/355mm diameter portable base



Floor socket for removable mounting



5"/130mm flange for permanent surface mounting

Queue Systems



In this section you will find product systems designed to generate sales revenue from the queue and to speed customer flow by guiding customers to the next available cashier. Our Queue Merchandizing products range from simple “add on” items like the Display Bowl to a full slatwall panel system, all of which can be fitted to existing queue barriers. e-Queue is our next generation electronic call forward product that is easier to install, simpler to operate, and more reliable than any similar system.



QUEUE MERCHANDIZING

Display Bowl

Impulse Sales Sensation

Made from tough, crystal clear polycarbonate, the Display Bowl is an ideal fixture for those small impulse items suited for sale in the checkout line. Fits to the top of the queue barrier; adapters are available to fit all major barrier brands.



Material	Diameter	Depth	Weight
Polycarbonate	12.5"	5"	1.2lb
	320mm	130mm	0.55kg

- Made from high-clarity scratch-resistant polycarbonate
- Large capacity for fewer re-stocks
- Easy to fit and remove; no tools required
- Adapters available to fit all major brands of retracting belt barrier
- Available with an optional pricing strip



Standard Bowl

Bowl With Paper Sign Holder
(Sign holder sold separately)



2-Way Divided Bowl

4-Way Divided Bowl



4 Bowls

Bowl Tower



Available in two, three, and four bowl configurations, the Bowl Tower makes the ubiquitous Display Bowl into a standalone merchandizing fixture. With a minimal 14"/355mm footprint and able to be shopped through 360° the Bowl Tower is ideal for use in aisles, checkout areas, and other places with limited floor space.

Height (4 / 3 / 2 Bowl)	Weight (4 / 3 / 2 Bowl)	Post Diameter	Base Diameter
50" / 40" / 30"	12/ 11 / 10 lb	1"	14"
1270 / 1015 / 760mm	5.5 / 5 / 4.5 kg	25mm	355mm



3 Bowls

2 Bowls

Merchandizing Wheel

The Merchandizing Wheel can be used as a standalone fixture or in customer queues to generate impulse sales. Fits to the top of a barrier with a capacity of up to 8, 12 station Clip Strips. Fast simple restocking using preloaded Clip Strips. If used as a standalone fixture all 8 positions can be loaded allowing 360° merchandizing.

Height (Without Bowl)	Diameter	Weight	Maximum Clip Strip Length
4"	12"	2.8lb	31"
102mm	305mm	1.27kg	787mm



Bowl and Clip Strips sold separately



Merchandizing Beam

The Merchandizing Beam attaches to the queue barrier using the barrier's receiving splines. Available in 4'/1.2m and 6'/1.8m lengths, the longer unit can accept 10, 12 position Clip Strips and up to four Display Bowls.

Max Clip Strip Length	Beam Length	Beam Weight	Max Bowls	Max Clip Strips
31"	4'/6'	5.5lb/8.5lb	3 / 4	14 / 20
787mm	1.2m /1.8m	2.5kg/3.9kg	3 / 4	14 / 20



Merchandize Both Sides

Easy to Fit & Remove

Fast & Easy Loading And Restocking




QUEUE SYSTEMS

Merchandizing System

Revenue Generating Customer Queues

The customer queue is the best impulse buy location in any retail store. Queueing customers are idle making them far more likely to interact with products than in any other location including the checkout. Our slatwall panel merchandizing system allows retailers to convert existing queue barriers into revenue generating merchandizing fixtures, turning a dead space into a profit center. Browsing in the queue keeps customers occupied making the wait seem shorter which improves the customer experience.



Features

- Fits any brand of queue barrier
- Simple installation, no heavy lifting
- Full length shelves, no dead space
- Accepts any standard slat wall accessory

Use Existing Barriers

Our Merchandizing Panel System is the only queue based slatwall system that does not require the purchase of new stanchions and works with any brand of belt barrier. The panel's design allows for fast, easy installation without the need to lift heavy panels above the posts. Multiple panels can be connected to create a run of any size. The panel will accept a wide range of slatwall accessories and the post tops can be fitted with our Display Bowl for increased capacity.



Post Collar

Provides the attachment points for the slat wall panel. The one piece hinged design makes attaching to the barrier post simple and fast using an allen key (provided). Available in 2" and 2.5" diameter and fits any brand of belt barrier. 4 way connectivity allows slatwall panels to be attached in line or at right angles.

Sizes (Diameter)
2" / 2.5"
50mm / 64mm

Standard Merchandizing Panel

Aluminum slatwall panel housed in a steel frame with placement lugs to fit into attachment collars.

Height	Width	Weight
36"	49"	32 lb
914mm	1.24m	14.5 kg



Extra Height Merchandizing Panel

48" high slatwall panel allows greater merchandizing space for the same foot print. Can be used with standard height belt barriers or with our Extra Height post.

Height	Width	Weight
48"	49"	41 lb
1.22m	1.24m	19 kg



Extra height panels are available with matching extra height posts.

Simple Assembly



Attach Collar To Post Bottoms



Lift Panel 6"/150mm and Set In The Lower Collars



Pivot The Panel Up Into Place



Attach Collar To Post Tops

Merchandizing Accessories



49"/1245mm x 9"/230mm Flat Metal Shelf



49"/1245mm x 12"/305mm Flat Metal Shelf



49"/1245mm x 9"/305mm Slant Wire Shelf



49"/1245mm x 12"/305mm Slant Wire Shelf



48"/1220mm x 10"/254mm Slant Basket



6"/150mm Hook



12.5"/320mm Diameter Display Bowl



Magazine Holder





Acrylic Pockets



Saddle Tray



Divided Tray





QUEUE MERCHANDIZING

e-Queue ^{new}

Speed Customer Flow

e-Queue is an electronic call forward system that speeds customer queues by directing the customer at the head of the queue to the next available cashier.

An e-Queue systems starts with a queue format in which a single line feeds all the cashier positions. This is the most efficient queue layout, if one cashier is delayed by a long transaction the line is still served by the remaining cashiers. This keeps the line moving and customers do not experience the frustration of being “stalled” in a line as other lines around them keep moving.

Some of the efficiency of the single line is lost once there are more than 4-5 cashier positions. This is due to delays caused by the customer at the head of the queue not noticing when a cashier is available. Our e-Queue systems speeds customer flow by using audio and visual messages to alert the customer that a cashier is available and directs them to that location.

Display your in store advertising or specials on the screen.

Central Display Unit (CDU)

THIS WAY TO OPEN REGISTER
← 7
THANK YOU!

Display your in store advertising on the screen

2 Section Display

3 Section Display

Save 50% off

With a design based on years of industry experience e-Queue eliminates the problems of existing call forward systems

- Plug & Play – no programming required
- Lower system cost
- Longer life span
- Less down time & repair costs
- Greater system capacity – up 99 cashier positions and 3 Central Display Units
- Bright, large LCD Positional Display Units
- Network content management system, diagnostics and reporting

32

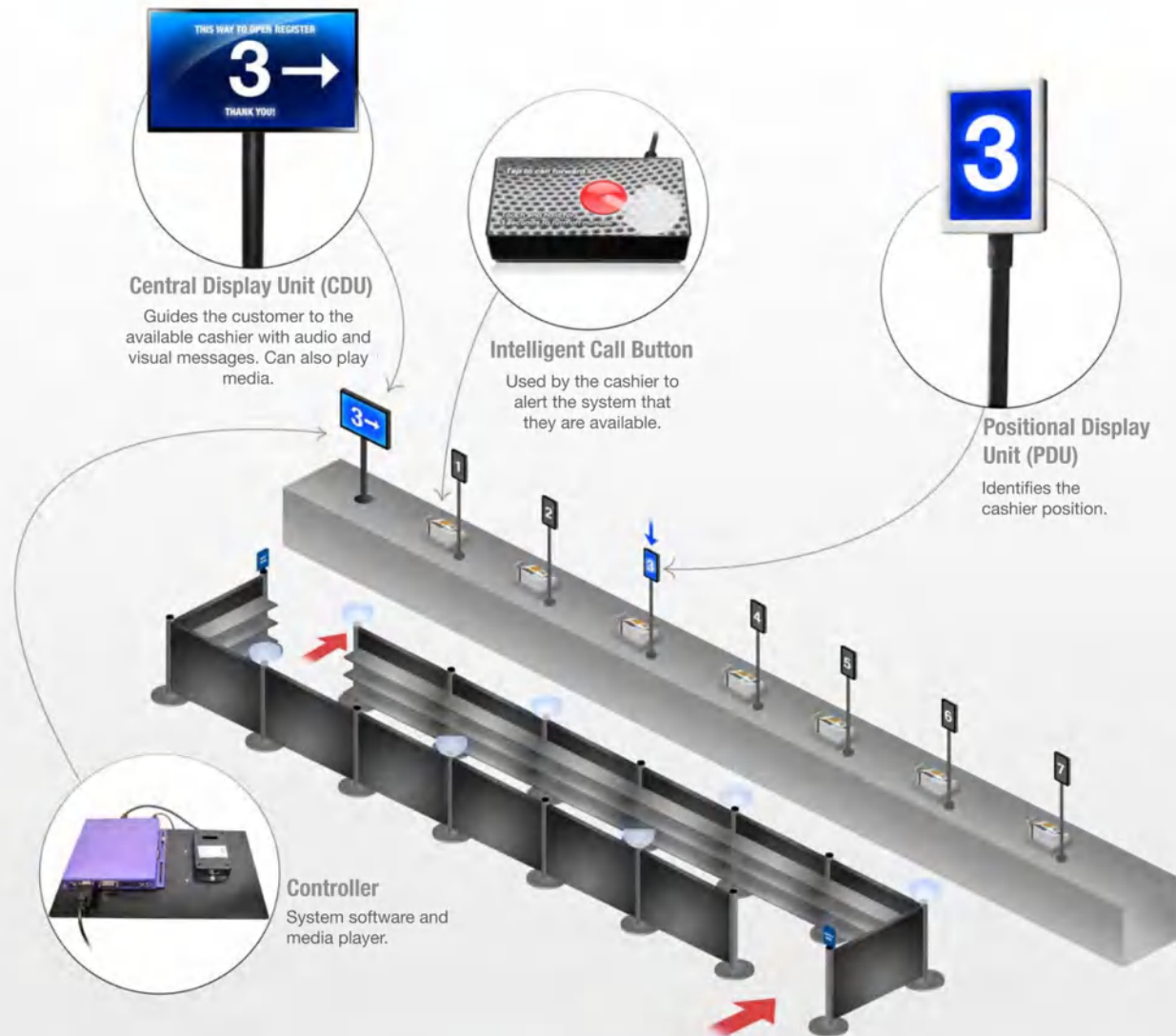
Media

The CDU can be programmed to play media such as instore promotions. Media can be presented in three screen formats, full screen when the CDU is not guiding customers or two options of split screen, which enable media to be played simultaneously with customer guidance. Media can be uploaded using local content management or via a network on network capable models.

Reporting

Network capable models come with a standard reporting package providing real time data on:

- Number of customers in the queue
- Average dwell time in the queue
- Predictive estimates of average wait time





Controller

System software and media player.

- Low cost & low maintenance
- Simple plug and play system
- Linux platform
- Wireless communication with PDU



Standard Plugs For Plug-N-Play



No Programming Set Up



System Mounts on Back Of Screen

Central Display Unit (CDU)

Directs customers to an available cashier.

- Supports any HDMI enabled display
- 32" TV recommended
- 24" also available for smaller locations
- Speaker bar is optional



Intelligent Call Button (ICB)

Used by the cashier to alert the system that they are available.

- No button lag
- No mechanical parts
- No batteries – lower maintenance & help desk costs
- 99% uptime reliability
- Simple touch surface button

Positional Display Unit (PDU)

Identifies the cashier position.

- Bright, full color LED display for excellent visibility
- Large 8.25" x 6" iPad Mini size
- Red, White, Blue, Purple, Orange, PDU colors (stock)
- Can accommodate up to 99 positions
- PDU pole required

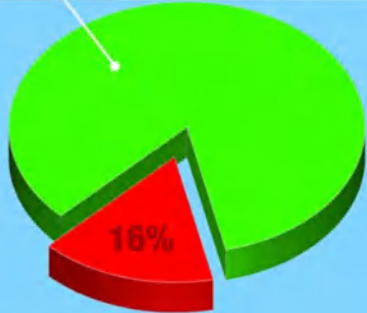


System In Use

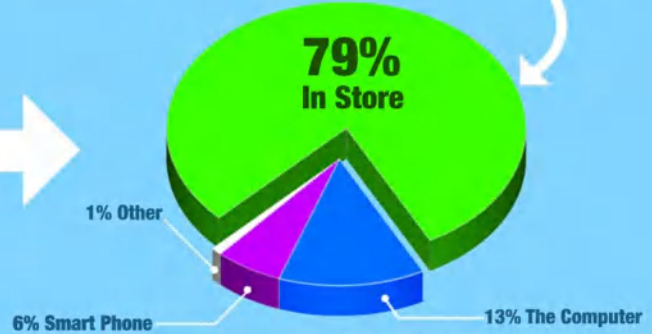


IMPULSE BUYING FACTS

84% Of Shoppers Make Impulse Purchases



79% Of Impulse Buyers Make Their Purchases In Store



Source : Princeton Survey Research



8 in 10 Shoppers make impulse purchases.



2/3 Of All Shoppers Make Impulse Purchases In Stores.

The Queue - Impulse Hot Spot



Customers Are Idle



More Likely To Interact With Product



Increased Impulse Purchases



Queue Merchandizing Increases Product Sales By Up To 400%

SITE SAFETY



Our Site Safety range is made up of over 30 models of barrier each designed for use in tough working environments and all are suitable for indoor or outdoor use.

We offer a selection of over 20 preprinted safety message belts or we can custom print a message of your design. Our Site Safety range offers a number of unique solutions for restricting access to work areas including the world's first triple belt barrier and the new 335 models featuring a 35'/10.6m belt that dramatically reduces the number of barriers needed.



SITE SAFETY

WeatherMaster

WeatherMaster 250

OUT OF SERVICE

OUT OF SERVICE

WeatherMaster 250 Xtra

OUT OF SERVICE

Portable & Weatherproof

WeatherMaster is a tough portable barrier designed for outdoor use. With an aluminum post and re-cycled rubber base WeatherMaster is rust proof. Single belt models can be supplied with a PVC post ideal for electro static environments. The unique rubber base on this barrier is tough enough to be driven over, has a curved shape for reduced trip hazard, and features carry handles to make movement easy.

WeatherMaster 250

Our most versatile model. The 250's, 11' / 3.4m standard belt length is ideal for creating short to medium run barriers.

Height	Weight	Post Diameter	Base Diameter	Belt Width	Belt Length
40"	20 lb	2.5"	19"	2"	11' / 13'
1015mm	9 kg	64mm	480mm	50mm	3.4m/3.9m



WeatherMaster 250 Xtra

50% wider belt for high visibility safety messages.

Height	Weight	Post Diameter	Base Diameter	Belt Width	Belt Length
40"	20 lb	2.5"	19"	3"	8.5' / 11'
1015mm	9 kg	64mm	480mm	75mm	2.6m/3.4m



Convenient Carry Handles



Tough Recycled Rubber Base



WeatherMaster Twin 250

Provides improved perimeter security by restricting pedestrians from ducking under the belt.

Height	Weight	Post Diameter	Base Diameter	Belt Width	Belt Length
40"	20 lb	2.5"	19"	2"	11'/13'
1015mm	9 kg	63.5mm	480mm	50mm	3.4m/3.9m



CAUTION

WeatherMaster Twin 250 Xtra

Twin extra wide belts provide improved perimeter security and high visibility safety messages. The twin belts allow more than one message to be displayed.



Height	Weight	Post Diameter	Base Diameter	Belt Width	Belt Length
40"	21 lb	2.5"	19"	3"	8.5'/11'
1015mm	9.5 kg	64mm	480mm	75mm	2.6m/3.4m

CAUTION



WeatherMaster Triple 250

The three belts of the WeatherMaster Triple stop pedestrians ducking under or through the belts. Lower cost than rigid barriers or solid panels.

Height	Weight	Post Diameter	Base Diameter	Belt Width	Belt Length
40"	22 lb	2.5"	19"	2"	11'/13'
1015mm	10 kg	64mm	480mm	50mm	3.4m/3.9m





WeatherMaster 300

The 16'4.9m belt of this model halves the number of barriers needed with the industry standard 7.5' belt.

Height	Weight	Post Diameter	Base Diameter	Belt Width	Belt Length
40"	21 lb	3"	19"	2"	16'
1015mm	9.5 kg	75mm	480mm	50mm	4.9m



WeatherMaster Twin 300

Combines the cost effectiveness of an extra length 16' belt with the improved perimeter security of twin belts.



Height	Weight	Post Diameter	Base Diameter	Belt Width	Belt Length
40"	21 lb	3"	19"	2"	16'
1015mm	9.5 kg	75mm	480mm	50mm	4.9m



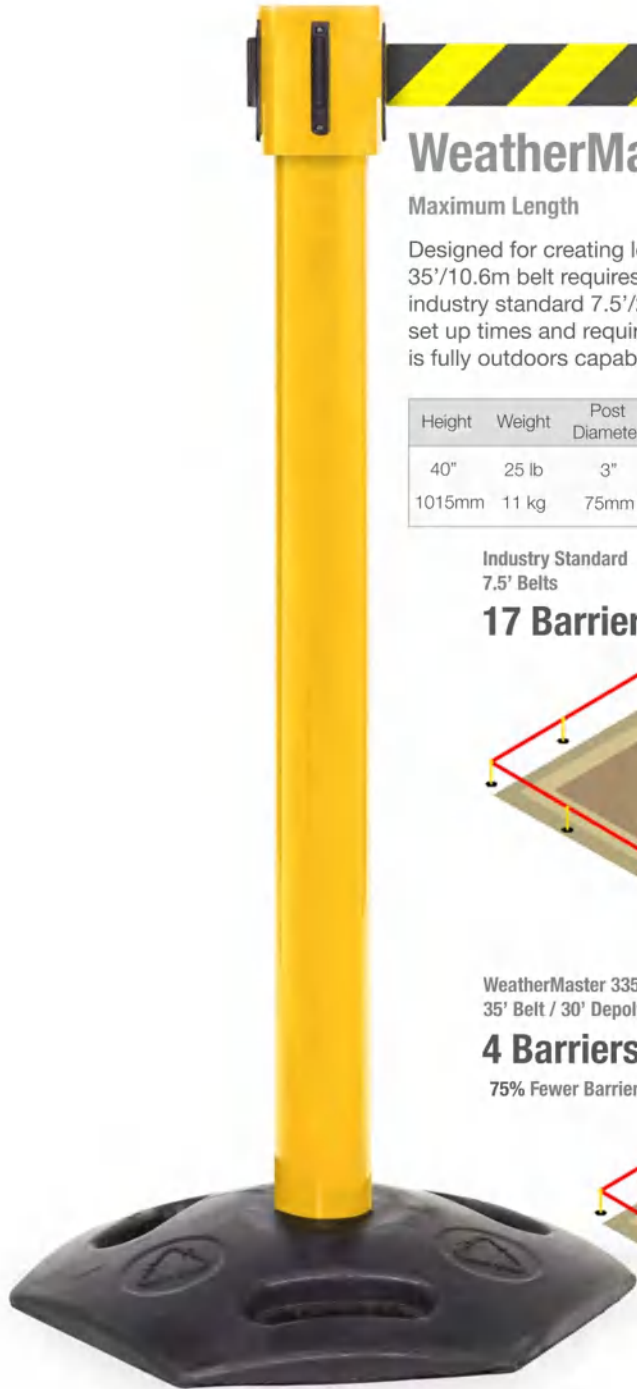
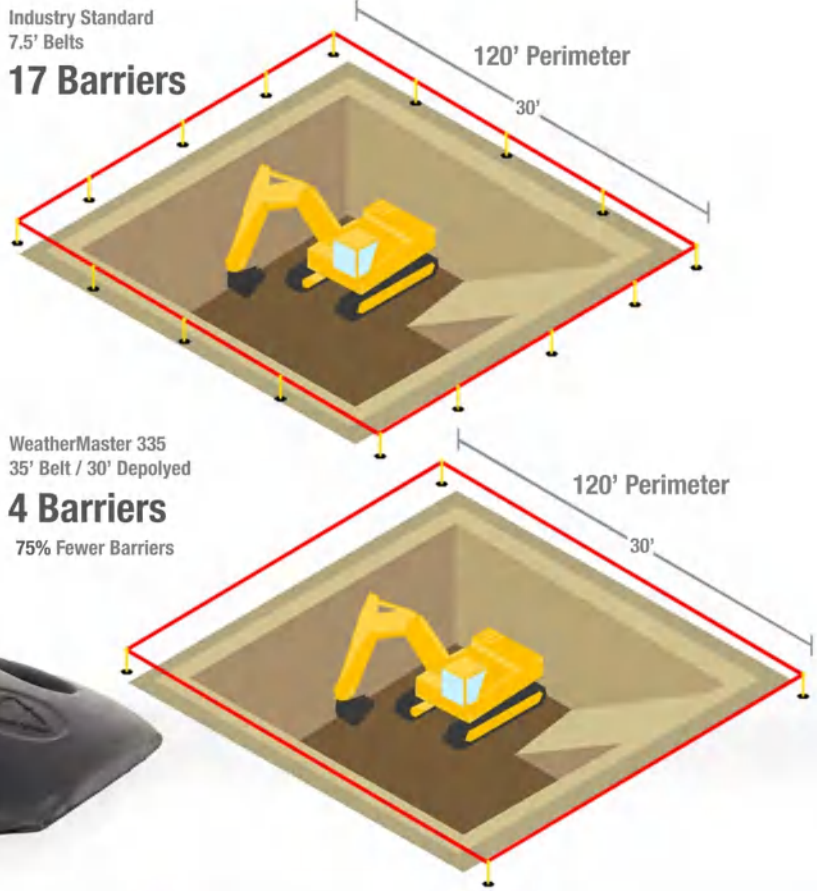


WeatherMaster 335 new

Maximum Length

Designed for creating long straight barriers or large cordons the 335 model's 35'/10.6m belt requires just a quarter the number of barriers needed with the industry standard 7.5'/2.3m belt. Fewer posts means lower purchase cost, faster set up times and requires less space for transport and storage. WeatherMaster 335 is fully outdoors capable and features our rugged recycled rubber base.

Height	Weight	Post Diameter	Base Diameter	Belt Width	Belt Length
40"	25 lb	3"	19"	2"	35'
1015mm	11 kg	75mm	480mm	50mm	10.6m





SITE SAFETY

SafetyPro

SafetyPro 250 - 2" Belt

DANGER-KEEP OUT

DANGER-KEEP OUT

SafetyPro 250 Xtra - 3" Belt

DANGER-KEEP OUT

Heavy Duty Safety

SafetyPro is a heavy duty portable barrier specifically designed for restricting access to work or cleaning areas. Manufactured from heavy gauge aluminum with a solid cast iron base this barrier has the durability to withstand years of wear and tear in working environments.

SafetyPro 250

The ideal solution for creating short to medium run safety barriers.

Height	Weight	Post Diameter	Base Diameter	Belt Width	Belt Length
40"	22 lb	2.5"	14"	2"	11' / 13'
1015mm	10 kg	64mm	355mm	50mm	3.4m/3.9m



SafetyPro 250 Xtra

50% wider belt for high visibility safety messages.

Height	Weight	Post Diameter	Base Diameter	Belt Width	Belt Length
40"	22 lb	2.5"	14"	3"	11'
1015mm	10 kg	64mm	355mm	75mm	3.4m



Floor Protection

SafetyPro features the best floor protection in its class. The heavy duty rubber ring provides full contact protection around the circumference of the base and will last the life of the barrier.



SafetyPro Twin 250

Provides improved perimeter security by restricting pedestrians from ducking under the belt.

Height	Weight	Post Diameter	Base Diameter	Belt Width	Belt Length
40"	23 lb	2.5"	14"	2"	11' / 13'
1015mm	10 kg	64mm	355mm	50mm	3.4m/3.9m



SafetyPro Twin 250 Xtra

50% wider belt for high visibility safety messages.



Height	Weight	Post Diameter	Base Diameter	Belt Width	Belt Length
40"	23 lb	2.5"	14"	3"	11'
1015mm	10 kg	64mm	355mm	75mm	3.4m



SafetyPro 300

The 16'/4.9m belt of this model halves the number of barriers needed with the industry standard 7.5' belt.

Height	Weight	Post Diameter	Base Diameter	Belt Width	Belt Length
40"	24 lb	3"	14"	2"	16'
1015mm	11 kg	75mm	355mm	50mm	4.9m



SafetyPro Triple

Maximum Perimeter Control

The three belts of the SafetyPro Triple 250 ensure pedestrians cannot duck under or through the belts. This post provides a lower cost, more flexible option to using rigid barriers or solid panels. Belt colors and messages can be used in combination to maximize awareness of restricted access. The belt cassettes can be replaced easily lowering maintenance costs.

SafetyPro Triple 250

Height	Weight	Post Diameter	Base Diameter	Belt Width	Belt Length
40"	27 lb	2.5"	14"	2"	11'/13'
1015mm	12 kg	64mm	355mm	50mm	3.4m/3.9m



Belt Options

The three belts on the SafetyPro Triple 250 can be supplied with a combination of high visibility belt colors and safety messages. Choose from our selection of pre-printed messages, or we can custom print a message to your requirements.



SafetyPro Twin 300

Combines the cost effectiveness of an extra length 16' belt with the improved access restriction of twin belts.



Height	Weight	Post Diameter	Base Diameter	Belt Width	Belt Length
40"	25 lb	3"	14"	2"	16'
1015mm	11 kg	75mm	355mm	50mm	4.9m



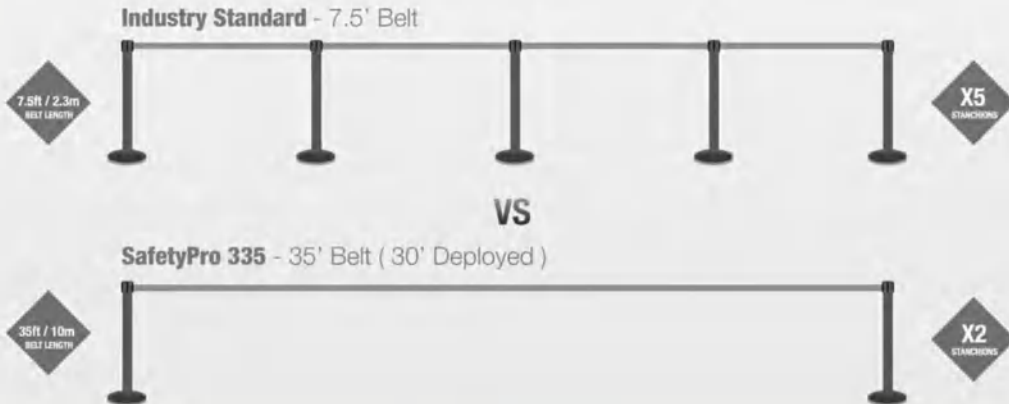
SafetyPro 335 new

Designed for low cost, time efficient set up of long run barriers. This model's 35'/10.6m belt requires just a quarter the number of posts needed with the industry standard 7.5'/2.3m belt.

Height	Weight	Post Diameter	Base Diameter	Belt Width	Belt Length
40"	31 lb	3"	14"	2"	35'
1015mm	14 kg	75mm	355mm	50mm	10.6m



← 30ft / 9.1m →





SafetyPro Fixed

Designed for creating a permanent barrier, the SafetyPro Fixed is fitted with a 5"/130mm flange for surface mounting..

Height	Weight	Post Diameter	Base Diameter	Belt Width	Belt Lengths
40"	5 lb	2 / 3"	5"	2"	8.5'/11'/16'
1015mm	2.3 kg	50 / 75mm	130mm	50mm	2.6/3.4/4.9m



Flange for permanent surface mounting

SafetyPro Removable

Where a barrier is permanently located but occasional removal of the posts may be necessary a socket is set into the floor and the stanchion is fitted with an insert that slides into the socket. A cap fits flush with the socket flange for safe closure when the post is removed.



Height	Weight	Post Diameter	Base Diameter	Belt Width	Belt Length
40"	4 lb	2 / 3"	5"	2"	8.5'/11'/16'
1015mm	1.8 kg	50 / 75mm	130mm	50mm	2.6/3.4/4.9m



Cap fits into socket when post is removed



Removable mounting fits into floor socket

RollerSafety

SITE SAFETY



Roller Safety 250

NO PARKING

NO PARKING

NO PARKING

Roller Safety 250 Xtra

NO PARKING

Easy Movement

RollerSafety combines the durability of a heavy gauge steel post and solid cast iron base with the convenience of a roller base for fast, easy deployment. These features make RollerSafety ideal for working environments where barriers must be set up and taken down regularly. The post unscrews from the base so this product can be stored flat when not in use.

RollerSafety 250

Ideal for creating short to medium run safety barriers.

Height	Weight	Post Diameter	Base Diameter	Belt Width	Belt Length
40"	22 lb	2.5"	14"	2"	11' / 13'
1015mm	10 kg	64mm	355mm	50mm	3.4m/3.9m

RollerSafety 250 Xtra

50% wider belt for high visibility safety messages.

Height	Weight	Post Diameter	Base Diameter	Belt Width	Belt Length
40"	22 lb	2.5"	14"	3"	8.5'/11'
1015mm	10 kg	64mm	355mm	75mm	2.6m/3.4m

Roller Base

Easy to move, simply tilt onto the roller and push using the post head.





RollerSafety Twin 250

Provides improved perimeter security by restricting pedestrians from ducking under the belt.

Height	Weight	Post Diameter	Base Diameter	Belt Width	Belt Length
40"	23 lb	2.5"	14"	2"	11' / 13'
1015mm	10 kg	64mm	355mm	50mm	3.4m/3.9m



RollerSafety Twin 250 Xtra

50% wider belt for high visibility safety messages.



Height	Weight	Post Diameter	Base Diameter	Belt Width	Belt Length
40"	23 lb	2.5"	14"	3"	8.5' / 11'
1015mm	10 kg	64mm	355mm	75mm	2.6m/3.4m



RollerSafety 300

The 16'/4.9m belt of this model halves the number of barriers needed with the industry standard 7.5' belt.

Height	Weight	Post Diameter	Base Diameter	Belt Width	Belt Length
40"	22 lb	3"	14"	2"	16'
1015mm	11 kg	75mm	355mm	50mm	3.4m/3.9m





RollerSafety Twin 300

Combines the cost effectiveness of an extra length 16' belt with the improved perimeter security of twin belts.

Height	Weight	Post Diameter	Base Diameter	Belt Width	Belt Length
40"	23 lb	3"	14"	2"	16'
1015mm	10 kg	75mm	355mm	50mm	4.9m



Roller Base Features





SITE SAFETY

SafetyMaster

SafetyMaster 450

Functional & Affordable

SafetyMaster is a functional low cost solution for restricting access to work areas. Fitted with the key safety features of belt lock and slow retract braking system the SafetyMaster range includes Twin Belt and Xtra wide belt models. These models can be customized with our full range of printing and post color options.

SafetyMaster 450

A low cost option for creating short to medium span barriers.

Height	Weight	Post Diameter	Base Diameter	Belt Width	Belt Length
40"	20 lb	2.5"	14"	2"	8.5'/11'
1015mm	9 kg	64mm	355mm	50mm	2.6m/3.4m



The Xtra Belt Advantage

SafetyMaster Xtra wide belt models make a more visible barrier and allow safety messages to be printed 50% larger than with the standard 2" wide belt. Large, bold print is visible from a greater distance, and draws the eye giving more impact to safety messages.

3" Xtra Belt

NO PARKING

2" Standard Belt

NO PARKING

50



OUT OF SERVICE SafetyMaster 450 Xtra

50% wider belt for high visibility safety messages .

Height	Weight	Post Diameter	Base Diameter	Belt Width	Belt Length
40"	20 lb	2.5"	14"	3"	8.5'/11'
1015mm	9 kg	64mm	355mm	75mm	2.6m/3.4m




SafetyMaster Twin 450

Provides improved perimeter security by restricting pedestrians from ducking under the belt.



Height	Weight	Post Diameter	Base Diameter	Belt Width	Belt Length
40"	20 lb	2.5"	14"	2"	8.5'/11'
1015mm	9 kg	64mm	355mm	50mm	2.6m/3.4m



NO ENTRY SafetyMast Twin 450 Xtra

Twin extra wide belts provide improved perimeter security and high visibility safety messages. The twin belts allow more than one message to be displayed.

Height	Weight	Post Diameter	Base Diameter	Belt Width	Belt Length
40"	21 lb	2.5"	14"	3"	8.5'/11'
1015mm	9.5 kg	64mm	355mm	75mm	2.6m/3.4m





SITE SAFETY

ConePro

ConePro 500

ConePro 600

Traffic Cone Mount

ConePro is a light, portable retracting belt unit that fits onto most types of traffic cone and is more effective at restricting access than cones alone. All ConePro models feature a heavy duty woven nylon belt that won't fray or break even in the toughest conditions.

ConePro 500

Featuring 10' and 12' belt length options the ConePro 500 is designed for setting up short to medium length barriers or to create square, U, triangular or other shaped cordons.

Diameter	Weight	Height	Belt Width	Belt Lengths
3.25"	1 lb	9.5"	2"	10' / 12'
83mm	.45 kg	235mm	50mm	3m / 3.7m



ConePro 600

With six belt length options from 15' to 40' the 600 model is ideal for creating long run barriers where the extra length belts reduce the number of units required saving on purchase cost and set up time.

Diameter	Weight	Height	Belt Width	Belt Lengths
6"	2.2 lb	11.25"	2"	15' / 20' / 25' / 30' / 40'
150mm	1 kg	285mm	50mm	4.6m / 6.1m / 7.6m / 9.1m / 12.2m



Color Options

ConePro 500



ConePro 600



Traffic Cones



Reflective Cone
28" / 710mm
10lb / 4.5kg



Non Reflective Cone
28" / 710mm
10lb / 4.5kg



Cone Weight
7lb / 3.2kg



ConePro Set Up

Each ConePro unit has 4-way connectivity, an out going belt, and 3 receiver clips to accept in coming belts. This enables belts to be attached from any angle and allows any shape of cordon to be created.



Cone Pro can accept our full range of post top signage.



Easy Set Up



Belt Brake
For Slow, Safe
Belt Retraction



Heavy Duty Belt
Won't Fray or Break



SITE SAFETY

Rope Barriers

Traditional Safety Barrier

Our rope barriers are designed to restrict access to work areas while maintaining the traditional style of the rope stanchion. We recommend these stanchions be matched with our polypropylene ropes, which are hard wearing and waterproof making them ideal for work environments.

Elegance Safety

A robust stanchion manufactured from heavy gauge steel with a cast iron base providing excellent durability.

Height	Weight	Post Diameter	Base Diameter
39"	21 lb	2"	14"
990mm	9.5 kg	50mm	355mm



Maximum Recommended Rope Length : 8' / 2.4m

RopeMaster Safety

An affordable option for creating a traditional rope barrier

Height	Weight	Post Diameter	Base Diameter
39"	20 lb	2"	Flat 14"
990mm	9 kg	50mm	355mm



Maximum Recommended Rope Length : 8' / 2.4m

Polypropylene Rope Options:



Black Red Blue Yellow Hemp


Reflective Options

SITE SAFETY



Low Light Visibility

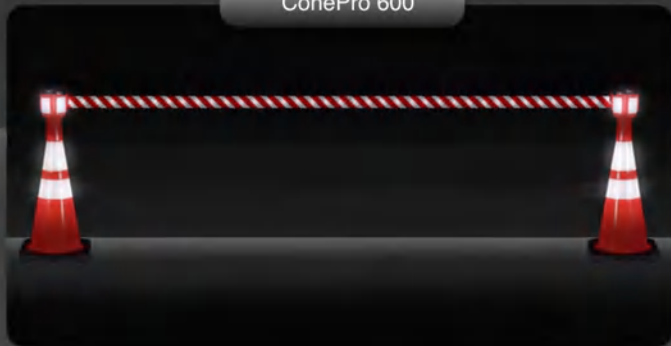
Our reflective wraps give “bounce-back” reflectivity from a light source for improved low light visibility. Options include reflective collars, full reflective posts and reflective belts.



Reflective Collars With Reflective Belt

Fully Reflective Yellow Post With Reflective Belt

Fully Reflective White Post With Reflective Belt



ConePro 600

ConePro 600 with reflective panels and traffic cones with reflective collars.

PREVENT CONSTRUCTION ACCIDENTS

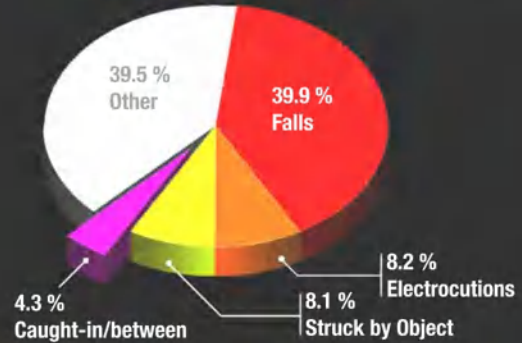


13 DEATHS PER DAY
occured on the job



1 in 5 Worker Deaths
Are In The
Construction
Industry

Construction's "Fatal Four"*



Queue Solutions barriers improve site safety by warning and restricting access. We have products to assist in managing these common OSHA safety violations.

⚠ Fall protection



BEWARE OPEN PIT

⚠ Hazard communication standard



DANGER-KEEP OUT

⚠ Control of hazardous energy (lockout/tagout)



ESD PROTECTED AREA

⚠ Powered Industrial Trucks (Forklifts)



DANGER-FORKLIFT TRUCKS

⚠ Machinery and Machine Guarding



CAUTION-DO NOT ENTER



*Source : OSHA

WALL MOUNTS



Wall mounts are one of the largest and most versatile categories within our product range. Wall mounting eliminates the need for bulky floor standing barriers making wall mounts the preferred option for closing off doorways, corridors and isles. Look for our innovative specialized products featuring twin belts for an improved barrier, wide belts for high visibility safety messages and recessed mounts to eliminate obstructions in narrow corridors.



WALL MOUNTS

WallPro

ABS Housing

WallPro features a tough ABS housing available in a range of colors and three body sizes. The elegant design blends well with interior décor and the rugged construction suits work environments

WallPro 300

Ideal for short span applications such as cash register isles, elevators, hallways and doors. The compact design will not create an obstruction in restricted spaces.

Height	Width	Depth	Weight	Belt Width	Belt Lengths
5.5"	3"	3"	0.7 lb	2"	7.5'/10'/13'
140mm	75mm	75mm	0.3kg	50mm	2.3m/3m/3.9m

WallPro 400

Designed for restricting access in medium span applications, this unit is widely used with the magnetic mounting option for temporary closing of warehouse isles when forklifts are in use.

Height	Width	Depth	Weight	Belt Width	Belt Lengths
5.5"	3.75"	3.5"	1 lb	2"	15'
140mm	95mm	90mm	0.45kg	50mm	4.6m

WallPro 450

With belt length options ranging from 20'/6.1m to 35'/10.6m this is the model for closing long spans such as loading bays.

Height	Width	Depth	Weight	Belt Width	Belt Lengths
6.25"	4.5"	4.5"	1.8 lb	2"	20'/25'/30'/35'
160mm	115mm	115mm	0.8kg	50mm	6.1m/7.6m/9m/10.6m

Mounting Options

All WallPro models can be matched with any of our range of mounting and belt end options each designed for a specific application.



Receiver Clip Included With All Wall Mount Units

Belt End Options



Universal



Magnetic



S Clip

WallMaster

WALL MOUNTS



Steel Housing

WallMasters are manufactured with a steel housing and are available with our full range of mounting and belt end options. This range includes the specialty twin belt and Xtra wide belt models.

WallMaster 300

With a 10' belt length the WallMaster 300 is a low cost option for closing off hallways and doors.

Height	Width	Depth	Weight	Belt Width	Belt Lengths
4.5"	4.75"	3.5"	2.5 lb	2"	10'
115mm	120mm	90mm	1.1kg	50mm	3m



WallMaster 400

Available with either a 13' or 15' belt this model is ideal for use in commercial environments such as factories and warehouses.

Height	Width	Depth	Weight	Belt Width	Belt Lengths
4.5"	4.75"	4"	3 lb	2"	13'/15'
115mm	120mm	100mm	1.4kg	50mm	3.9m/4.6m



Mounting Options





WALL MOUNTS

Specialty Wall Mounts



Receiver Clip Included With All Wall Mount Units

WallMaster 300 Xtra

The Xtra model offers the unique advantage of a 50% wider belt making a more visible barrier and allowing bold printed safety messages.

Height	Width	Depth	Weight	Belt Width	Belt Lengths
5"	3.9"	4.25"	1 lbs	3"	7.5' / 10'
130mm	98mm	108mm	0.45 kg	75mm	2.3m/3m

Color Options



WallMaster Twin

Twin belts increase the visibility of the barrier and restrict pedestrians from ducking under the belt. The single piece construction has a lower cost than two individual wall mounts and is easier to install. The twin configuration is available in four belt lengths from 7.5' to 15'.

Height	Width	Depth	Weight	Belt Width	Belt Lengths
16"	4.5"	3.5"	3.6 lbs	2"	7.5' / 10' / 13' / 15'
405mm	115mm	90mm	1.6 kg	50mm	2.3m / 3m / 3.9m / 4.6 m

WallMaster Twin Xtra

The twin belts restrict pedestrians from ducking under the belt and the 50% wider belt width makes a more visible barrier and allows for bold printed safety messages.

Height	Width	Depth	Weight	Belt Width	Belt Lengths
16"	4.5"	3.5"	3.6 lbs	3"	7.5' / 10'
405mm	115mm	90mm	1.6 kg	75mm	2.3m/3m

Color Options



Mounting Options



Recessed WallPro

The Recessed WallPro is designed to be set into a wall cavity providing a discrete method of restricting access to corridors. The unit's face plate fits flush to the wall and can be powder coated to suit any décor.

Height	Width	Depth	Weight	Belt Width	Belt Lengths
5"	3.875"	4.25"	1 lb	2"	7.5'/10'/13'/15'
130mm	98mm	108mm	0.45 kg	50mm	2.3m/3m/3.9m/4.6m

Recessed WallPro Xtra

This model combines the recessed flush fit with a 50% wider belt for a more visible barrier and bold printed messages.

Height	Width	Depth	Weight	Belt Width	Belt Lengths
5"	3.875"	4.25"	1 lb	3"	7.5'/10'
130mm	98mm	108mm	0.45 kg	75mm	2.3m/3m



Wall Mounts in **Action**



Mounting Options



Permanent

The barrier's housing is screwed to the wall using the fixings supplied. On WallPro models the screws are covered by decorative caps.




Removable

A mounting plate is screwed to the wall and the barrier housing slides in and out of the mounting plate. By attaching mounting plates where ever required, one barrier can be used in multiple locations.



Magnetic

The barrier housing is supplied with strong magnets that attach to any ferrous surface. The unit can also be ordered with a magnetic belt end. To remove, simply twist and pull.



Clamp Mount

Two hose clamps are fitted to the barrier to enable the unit to be mounted on columns, posts and other circular uprights. Maximum diameter of the standard clamp is 8"/200mm, other sizes are available on request.



Warehouse Rack Mount

Specifically designed for use on warehouse racking. The housing's back plate is fitted with a hook that inserts into the rack keyhole and a lower magnet that holds the unit securely.



Suction Cup

This model is designed for use on glass but can be used for any smooth surface. Four suction cups provide a strong bond and the belt end can also be supplied with a suction cup.

TRADITIONAL POST & ROPE



Traditional rope stanchions are the last word in style and sophistication. We offer both premium and economy products and all are finished with the highest grade polished or satin finishes. You can choose from three finial options, the elegant ball, traditional crown or contemporary flat top. Each of these can be matched with one of our wide range of ropes including velour, Naugahyde, braided and even polypropylene for outdoor use.



TRADITIONAL POST & ROPE

Elegance

Elegant & Sophisticated

Our Elegance range is a premium product line manufactured from heavy gauge steel with solid cast iron bases that offer excellent durability. Polished finishes are buffed for a mirror look and satin finishes are hand turned in our factory for a smooth, even effect. Each of the three final options ball, crown, and flat can be matched with one of two base options, the dome for a traditional look or the profile for more contemporary environments.


Elegance Ball

The Elegance Ball is our most prestigious stanchion and is the product of choice for the most sophisticated environments. Please note the Ball model cannot be fitted with signage.

Height	Weight		Post Diameter	Profile Base Diameter	Dome Base Diameter
	Profile	Dome			
39"	20 lb/21 lb		2"	14"	12.5"
990mm	9 kg/9.5 kg		50mm	355mm	320mm

*Maximum rope length : Dome Base 6", Profile Base 8"

We recommend matching the Elegance Ball with one of our range of premium cotton core ropes. Available in seven colors of plush velour or five colors of smooth Naugahyde the cotton core in these ropes ensures a smooth, even drape between stanchions.





Rope sold separately

Elegance Crown

The Elegance Crown is the classic rope stanchion, instantly recognizable from countless red carpet events around the world. This model can be fitted with our full range of sign frames.

Height	Weight	Post Diameter	Profile base Diameter	Dome Base Diameter
39"	20 lb/21 lb	2"	14"	12.5"
990mm	9 kg/9.5 kg	50mm	355mm	320mm

*Socket weight: 2.3lb/1kg

Elegance Flat

This model has a contemporary look and is ideal for giving a touch of traditional style in modern settings. The Elegance Flat can be fitted with our full range of sign frames.

Height	Weight	Post Diameter	Profile base Diameter	Dome Base Diameter
39"	20 lb/21 lb	2"	14"	12.5"
990mm	9 kg/9.5 kg	50mm	355mm	320mm

*Socket weight: 2.3lb/1kg



Rope sold separately



Elegance Fixed & Removable

The complete range of Elegance rope stanchions is available with fixed and removable base options, ideal for permanent or semi-permanent queue systems. For fixed applications the stanchion is fitted with a 5" flange for surface mounting. Optional flange covers are available. When occasional removal may be necessary a socket is set into the floor and the stanchion is fitted with an insert which slides into the socket. A cap fits flush with the surface for safe closure when the stanchion is removed.

Height	Weight	Post Diameter	Flange Diameter	Socket Diameter
39"	5 lb/4 lb	2"	5"	5"
990mm	2.2kg/1.8kg	50mm	130mm	127mm

*Socket weight: 2.3lb/1kg



Optional Flange cover.



Floor Socket (Sold Separately)



TRADITIONAL POST & ROPE

RopeMaster

Affordable Classic

The RopeMaster range offers the sophistication of traditional velvet rope stanchions at an affordable price. Available with three post top finials and two base styles there is a RopeMaster model for every occasion. RopeMaster is the only stanchion in this price range that features a forged rope loop making it indistinguishable from high price stanchions.



RopeMaster Crown

The classic look of RopeMaster Crown makes this our most popular economy model. The Crown model can take any of our range of post top signage.

Height	Weight	Post Diameter	Sloped Base Diameter	Dome Base Diameter
39"	20 lb	2"	14"	12.5"
990mm	9 kg	50mm	355mm	320mm

*Maximum rope length : Dome Base 6'/1.8m, Sloped Base 8'/2.4m

Compliment your RopeMaster stanchions with one of our range of affordable ropes. Available in three colors, we recommend velour for inside use and polypropylene for outdoors.





Rope sold separately

RopeMaster Ball

The RopeMaster Ball provides true sophistication at an excellent price. Featuring two base options and a forged rope loop the RopeMaster Ball is well specified for the price. Please note the ball model cannot be fitted with signage.

Height	Weight	Post Diameter	Sloped Base Diameter	Dome Base Diameter
39"	20 lb	2"	14"	12.5"
990mm	9 kg	50mm	355mm	320mm

*Maximum rope length : Dome Base 6'/1.8m, Sloped Base 8'/2.4m

RopeMaster Flat


Contemporary in design, the RopeMaster Flat is an affordable option for modern settings. This model can take our range of post top signage.

Height	Weight	Post Diameter	Sloped Base Diameter	Dome Base Diameter
39"	20 lb	2"	14"	12.5"
990mm	9 kg	50mm	355mm	320mm

*Maximum rope length : Dome Base 6'/1.8m, Sloped Base 8'/2.4m



Rope sold separately





Velour (1.5"/38mm Diameter)



Plush Look And Feel

The heavy duty cotton core construction of this rope provides smooth even drape between stanchions. The plush velour cover is available in a choice of seven colors and can be supplied with either snap or hook ends



Naugahyde (1.5"/38mm Diameter)



The Look of Leather

This rope features a rich leather like cover over a heavy duty cotton core. Available in five colors the Naugahyde cover looks and feels like leather but has the durability and easy cleaning properties of vinyl.



Braided (1"/25mm Diameter)



Luxurious to Touch

Our Braided Rope is made from hard wearing rayon and has a soft luxurious feel that makes it ideal for applications such as banks, casinos and churches.



Twisted Polypropylene (1.5"/38mm Diameter)



Ideal for Outdoors

Polypropylene is strong, lightweight, UV resistant and can be stored wet making this rope ideal for outdoor use (Note: rope ends and stanchions must be specified for outdoors use). This rope has a tight weave and we heat seal the ends to eliminate fraying.



Economy Foam Core Velour (1"/1.5", 25mm/38mm Diameter)



Affordable Luxury

When budgets are tight our Economy ropes are the ideal solution. These ropes are made from high density foam with a chain core which provides better draping characteristics than other ropes in this price category.



Economy Polypropylene (1"/25mm Diameter)

Affordable Outdoor



Affordable Outdoor

An affordable out door, weatherproof rope.



ACCESSORIES

Rope Ends



Snap End (1"/25mm Diameter)
Our standard snap end for 1"/25mm diameter ropes



Snap End (1.5"/38mm Diameter)
Standard snap end for 1.5"/25mm ropes



Heavy Duty Snap End (1.5"/38mm Diameter)
A brass snap end designed for high traffic applications. Note: Although this is a heavy duty product care must still be taken as these snap ends can still break if dropped.



Heavy Duty Hook End
These hook ends are made from brass and are recommended for situations where the rope is disconnected frequently as they are easier to use and more robust than snap ends.

Wall Plates



Single Rope



Two Ropes




Single Rope Curved Back Plate


Wall plates allow you to attach a rope to a wall.

Fitting Signage



Our full range of post top signage can be supplied for any crown or flat top stanchion (signage cannot be fitted to ball top models). To fit sign frames the stanchion top is tapped with a thread which the frame screws in to.





Elegance
Simple, Elegant, Classic

70

BARRICADES



CrowdMaster™ barricades are the first choice for the control of large crowds. Manufactured from 16 gauge steel with marine grade galvanizing CrowdMaster™ has the durability to take rough handling and extreme weather conditions. Our range of stock and custom colors, plain and branded jackets and two sizes of gates make CrowdMaster™ the most versatile crowd control barricade available.



Barricades

CrowdMaster™

Heavy Duty Crowd Control

CrowdMaster barricades are built from heavy 16 gauge steel and are hot dipped galvanized inside and out for long term weather resistance. Frames are made from 1.5"/38mm diameter steel tubing, while uprights are 1/2"/13mm steel tubing. Uprights are fully inserted into the frame before welding, providing extraordinary strength. Choose from two base systems: a bridge base for uneven surfaces such as grass and a flat base for smooth surfaces such as tarmac and where pedestrian traffic demands the minimum trip hazard. The barricades interlock using a hook and half-loop fastening system.


CrowdMaster™ 1000

This is the industry standard! 8'2.5m long by 43"/1.1m high the 1000 model is the right choice for handling large crowds or creating long run barriers.

Height	Length	Weight
43"	8' 4"	44 lb
1.1m	2.5m	20 kg



CrowdMaster™ 1000



CrowdMaster™ 780

Smaller than the 1000 model, the 780 is just as durable and weather resistant but is easily handled by a single person. The shorter length allows better stowage for trucking lowering shipping costs.

Height	Length	Weight
43"	6' 6"	28.5 lb
1.1m	2m	13 kg

CrowdMaster™ Barricade Gate GT3844

Gates provide access through a line of barricades. The 38"/1m length of this model allows individual pedestrian access.



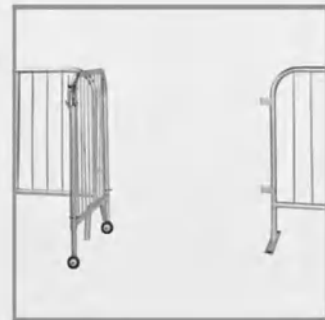

Height	Length
43"	38"
1.1m	1m



CrowdMaster™ Barricade Gate GT7944

The 6.5' / 2m span of this gate allows vehicle and mass pedestrian access.

Height	Length
43"	79"
1.1m	2m



Base Options



Flat Feet

For smooth surfaces such as tarmac, minimum trip hazard.



Bridge Feet

For uneven surfaces such as grass.



Heavy Duty Feet

Added stability for large crowds.

Standard Color Options



Galvanized



Black



Orange

Custom Color Options



Yellow




Red



Green



Dark Green



Blue



Dark Blue



Purple



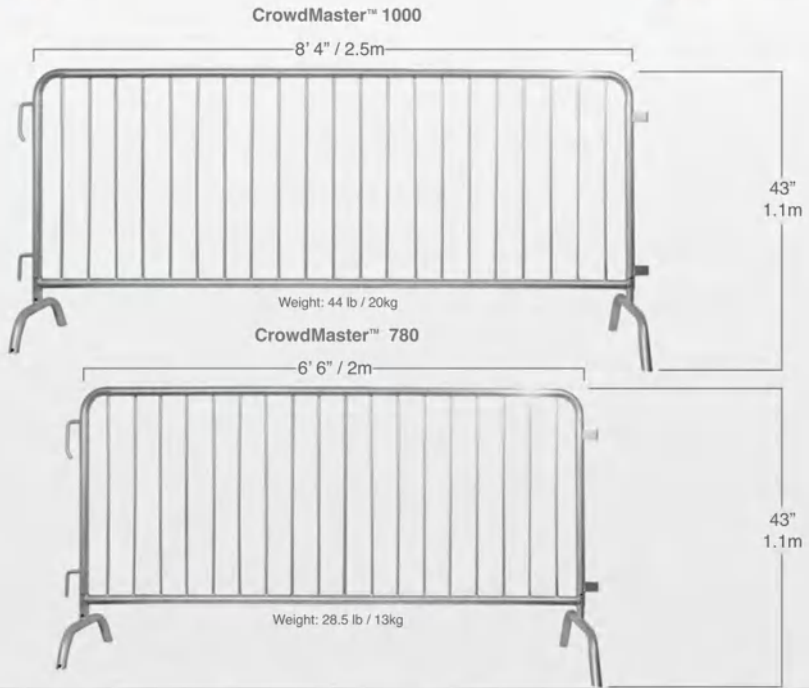
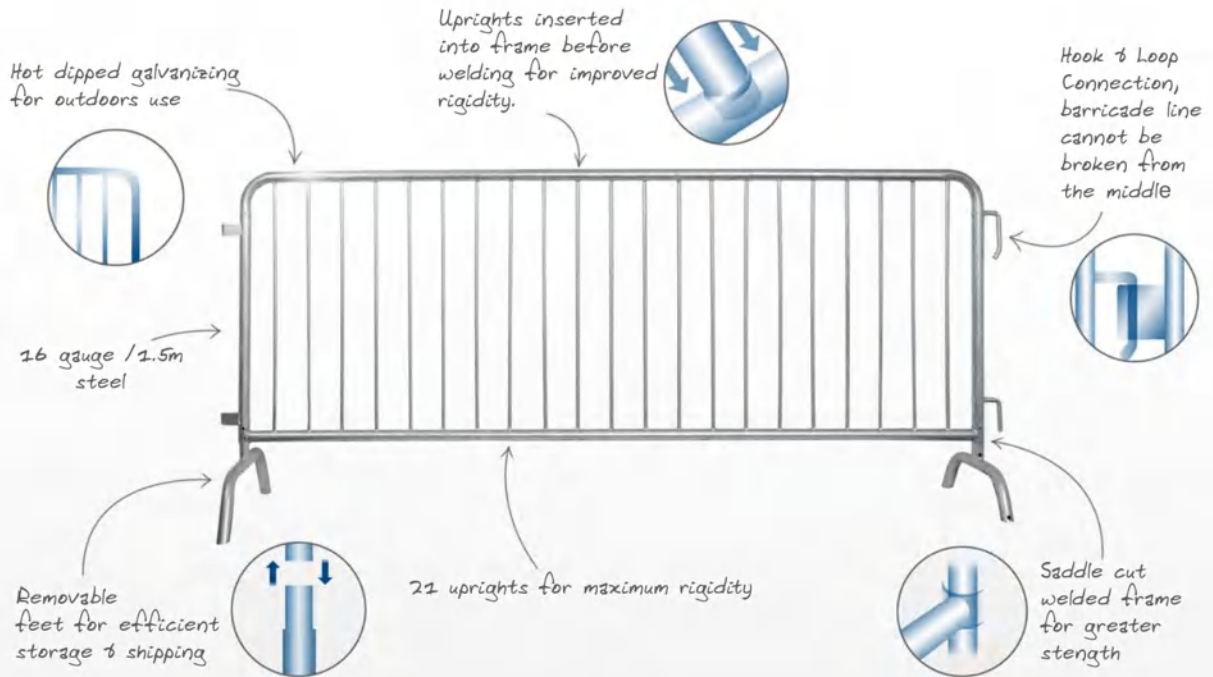
Pink



Brown

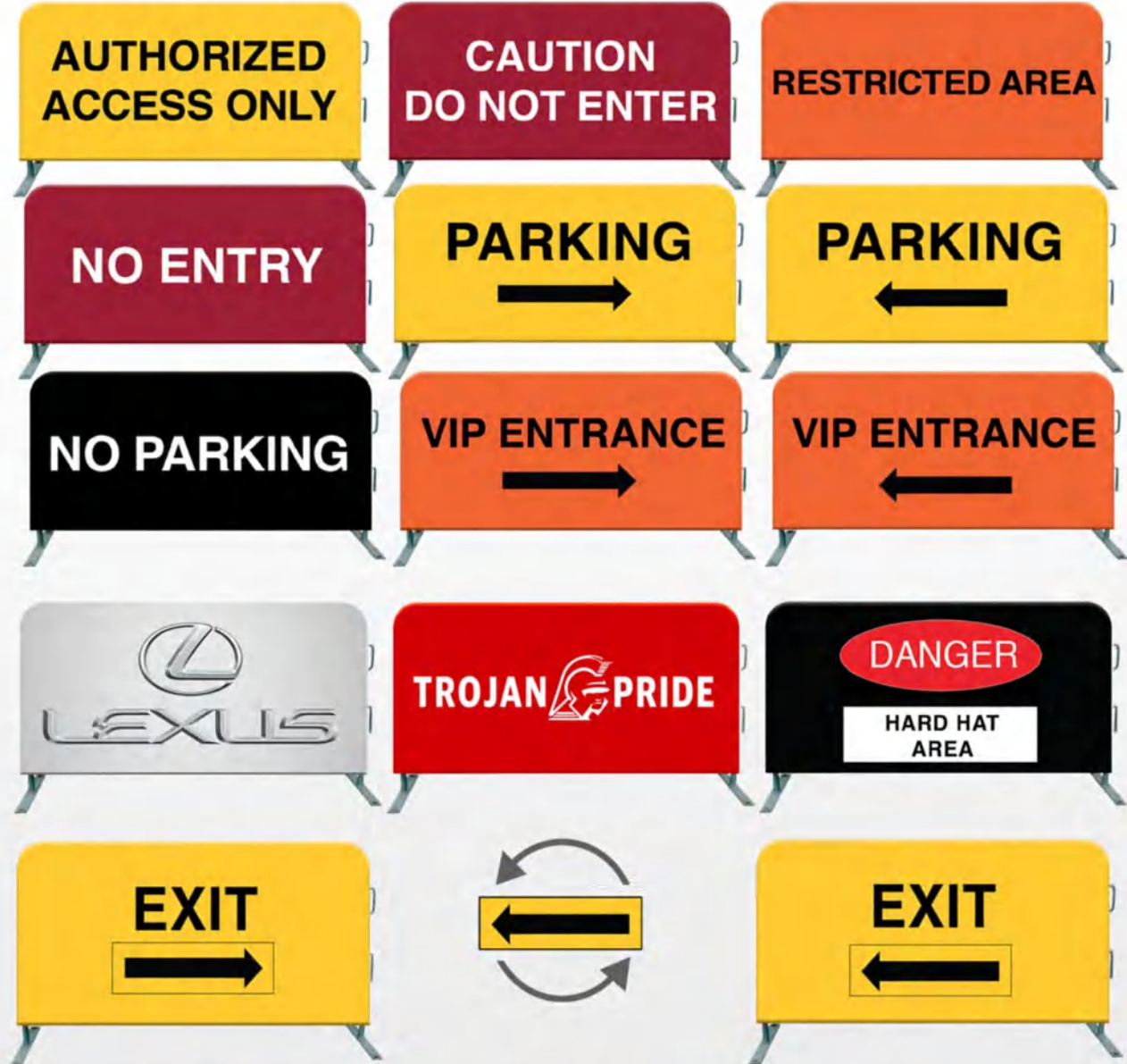
CrowdMaster™ Features

CrowdMaster™ barricades are engineered to provide a long service life in rugged outdoor conditions. Look for these manufacturing features on every CrowdMaster™.



JACKET OPTIONS

Barricade jackets provide a billboard size opportunity to communicate advertising messages, safety notices or directions. Available in 18 vinyl colors, jackets can be screen or digitally printed with our standard messages or virtually any custom message or logo.



Digital Printing
Full Color
Printing



Silk Screen
Printing
Affordable
Single Color
Printing



Vinyl Colors
Wide Selection of
Standard Vinyl Colors

new FlexPro & FlexMaster

Barricades



Expandable Barricades

FlexPro and FlexMaster are portable, expanding barricades designed to protect workers and customers in hazardous areas or where maintenance work is being conducted. These models can be linked to make long run barriers and collapse into a compact unit for easy storage and transport

FlexPro 110


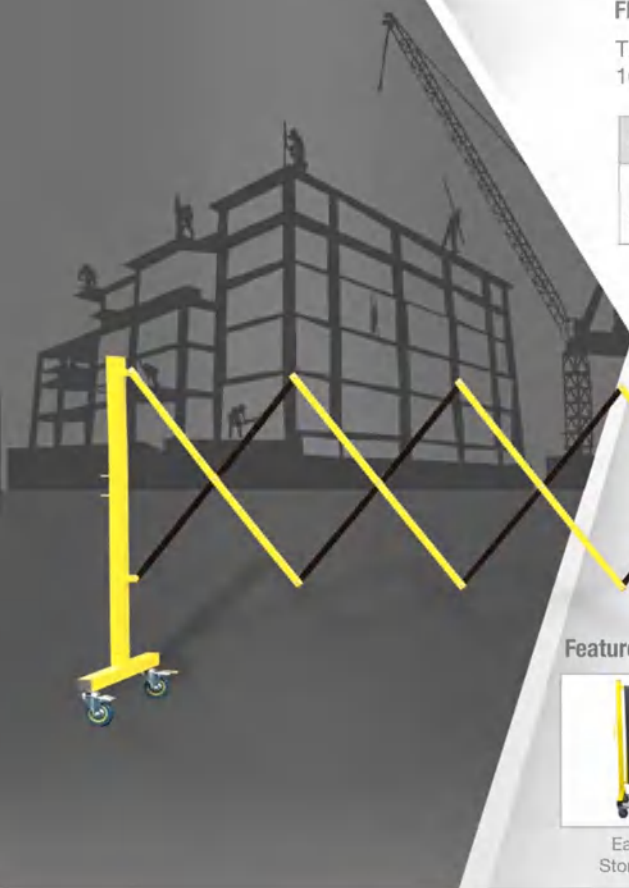
With a collapsed width of just 13"/330mm and weighing only 19lbs the FP110 model is highly portable and yet can be joined to other units to make a barrier of any length. A sturdy steel frame with aluminum cross members, locking casters as standard and two OSHA color options, yellow/black and red/white make the FP110 the best specified expandable barricade available.

Height	Length	Weight
37"	11.5'	19 lb
950mm	3.5m	8.5 kg

FlexPro 160

This model has the same features as the FP110 but expands to a full 16'/4.9m and is designed is designed for creating long run barriers.

Height	Length	Weight
37"	16'	22 lb
950mm	5m	10 kg



Features



Easy Storage



Interlocking Design



Locking Wheels



Many Deployment Configurations


Model: FlexPro110




Reflective Strips



Safety Lights



Water Fillable



FlexMaster 75

FlexMaster75 is a light weight, water fillable barricade made from impact resistant polyethylene. FlexMaster locks in position at the desired length and collapses down into its own frame so it can be carried like a toolbox. Featuring two battery operated warning lights and 52 reflective panels FlexMaster is ideal for night use.

Height	Length Folded/Extended	Weight (Without Water)	Material	Color
38"	5"/7.5'	16.5 lb	Polyethelene	Red
965m	130mm/2.3m	2.2 kg		




Compact Suitcase Design



Carry Handle



Position Lock



FlexMaster 110

A durable polyethylene barricade that expands up to 11' 5"/3.5m. Light weight, non-rusting and easy to handle and store. Units can be linked together using a simple hook & loop connection system to create a run of any size.


Height	Length Folded/Extended	Weight (Without Water)	Material	Color
38"	16"/11'5'	14 lb	Polyethelene	Yellow Black
965m	420mm/3.5m	6.5 kg		



Light Weight



Secure Lock



Interlocking

Signage



Our signage range addresses two separate applications, customer guidance and promotion. Customer guidance is a vitally important part of any queue system.

Customers must be directed as to where to enter and what to do when they reach the head of the queue. On these pages you will find a wide range of post top sign options ideal for directing customer flow. We also offer a diverse selection of promotional signage including queue based signs and banners, free standing signs, poster stands and wall mounted lightboxes.



Signage

Post Top Signage



Bracket Signs

This popular sign is a frameless 1/4"/6mm thick acrylic fixed in a bracket. This is a robust and easy to change sign available in seven colors with a range of standard messages or can be custom printed with a message of your design.

Dimensions	Weight	Colors (Acrylic)	Print Sides
7" X 11" 178mm x 280mm	1.3lb 0.6 kg	Black,White, Red,Blue, Green,Brown	Single or Double Sided



Universal Easy Fit


Signs for retracting belt barriers are fitted with a post top adapter which slips over the top of the post for a firm fit. Frames for rope stanchions are fitted with a stud and screw directly into the stanchion's tapped top. Adapters and studs are available to fit all major brands of belt barriers.



Easy fit post top adapters



Adapters to fit all major brands



Rope stanchions are fitted with a stud and screw directly into the stanchion's tapped top.



Paper Sign Holder

Our Paper Sign Holder takes standard 8.5" x 11" copier paper which means you can print your own sign with any desk top printer. To fit the sign simply pull the two sides of the acrylic sheet apart and slide the sign in, signs can be changed as often as you like.

Dimensions	Weight	Construction (Acrylic)	Finish Options
8.5" X 11"	1.4lb	1/4"	Black / Polished Chrome
215mm x 280mm	0.6 kg	6mm	

Razor

The Razor sign's tall, slim shape avoids the problem of square signs protruding into the queue space and being damaged by contact with pedestrians. These signs are made from heavy duty 1/4" acrylic, giving sturdy construction and a sophisticated contemporary look.

Dimensions	Weight	Colors (Acrylic)	Print Sides
5" X 15"	1.2lb	Black Frosted Glass Effect	Single or Double Sided Single Sided Only Single Sided Only
130mm x 380mm	0.55 kg		



Oval

These eye catching signs provide a more contemporary look than standard rectangular signs. Made from tough 1/4" acrylic with either a frosted or white background, Oval Signs are available with any of our standard messages or can be custom printed with almost any message, logo or background color.

Dimensions	Weight	Colors (Acrylic)	Print Sides
9.75" X 11"	1.3lb	Black Frosted Glass Effect	Single or Double Sided Single Sided Only Single Sided Only
250mm x 280mm	0.6 kg		

Standard Sign Frames

Standard sign frames are available in 6 sizes and accept 1/8"/3mm thick sign material. Alternatively the frames can be supplied with two sheets of clear acrylic for use with paper signs. The frames have a top opening and the sign simply slides in making replacement easy. Frames for retracting belt barriers are fitted with a post top adapter which slips over the top of the post for a firm fit. Frames for rope stanchions are fitted with a stud and screw directly into the stanchion's tapped top. Adapters and studs are available to fit all major brands of stanchions.


Paper signs between two sheets of clear acrylic.



Vertical Frames



7" x 11"
128mm x 280mm
1lb / .45kg
Vertical Frame



8.5" x 11"
215mm x 280mm
1.1lb / .55kg
Vertical Frame



11" x 14"
290mm x 355mm
1.2lb / .65kg
Vertical Frame

Horizontal Frames



7" x 11"
128mm x 280mm
1lb / .45kg
Horizontal Frame



8.5" x 11"
215mm x 280mm
1.1lb / .55kg
Horizontal Frame



11" x 14"
290mm x 355mm
1.2lb / .65kg
Horizontal Frame

Features



Easy Sign Replacement



Screw Thread For Rope Stanchions



Easy Fit Post Top Adapters For Belt Barriers



Adapters To Fit All Major Stanchion Brands

Heavy Duty Sign Frames

Our Heavy Duty Sign Frames are manufactured with a 3/4" wide steel border making this product the right choice for high traffic areas. Available in six post top sizes these frames accept signs up to 1/4 "/6mm thick; alternatively two sheets of clear acrylic can be supplied for use with paper signs. The frames have a top opening and the sign simply slides in making replacement easy



Vertical Frames




Horizontal Frames



Standard Finish Options

Our frames are available in five standard finish options or can be customized to match any barrier finish.



Sign Options

Our signs are made from 1/8"/3mm thick acrylic for use with frames and 1/4"/6mm for use with brackets. We carry a wide range of standard messages in stock or we can create a custom sign to your design.


Frame Sign Sizes

1/8" / 3mm thick acrylic



Bracket Sign Sizes

1/4" / 6mm thick acrylic



Razor Sign

1/4" / 6mm thick acrylic



Oval Sign

1/4" / 6mm thick acrylic



Standard Messages

Single Sided



Double Sided



Color Options

Single Color Text on:



Standard Messages

Our in-house sign making department can produce signs with any text or full color logos and designs in any size you need, just ask!



Sign Orientation

All our standard signs can be supplied as Vertical (portrait) or Horizontal (landscape)



Post Signage

Signage



Model PMS1330

Stanchion Signs

Stanchion Signs provide a simple low cost method of turning queue stanchions into advertising bill boards. Made from plastic corrugated board the signs are waterproof so can be used for indoor or outdoor applications.

Dimensions	Post Diameter	Construction
13" x 30"	2 1/2"/3"	Plastic
330mm x 760mm	50mm/64mm/75mm	Corrugated Board

Simple to fit



1. Fold loops back



2. Wrap loop around stanchion and insert tie



3. Pull cable tie tight

Stanchion Banner

Stanchion banners turn queue stanchions into billboards! These heavy weight vinyl banners can be screen or digitally printed in an unlimited number of colors. The vinyl material is waterproof, hardwearing, and can be easily cleaned.

Banner Dimensions	Beam Length	Weight	Construction
48" x 30" / 72" x 30"	4' or 6'	5.5lb or 8.5lb	10oz/283g
1.2m x 760mm 1.8m x 760mm	1.2m or 1.8m	2.5kg or 3.9kg	Fire Retardant Vinyl



Double stitching for extra durability



Wipe clean



Easy to fit and remove





Signage

Sign Stands

Our Sign Stands are available with a full range of frames up to 22" / 560mm x 28" / 710mm poster size. The Sign Stand range features heavy-duty frames and posts with a solid cast iron base ensuring maximum durability. The frame can accept 1/4" / 6mm thick material and is supplied with clear acrylic inserts for use with lightweight posters.



7" / 178mm x 11" / 280mm
Vertical Frame
Stand Height: 34" / 865mm
Total Height: 45" / 1.14m
Weight: 22.1lbs / 10kg



7" / 178mm x 11" / 280mm
Horizontal Frame
Stand Height: 34" / 865mm
Total Height: 41" / 1.04m
Weight: 22.1lbs / 10kg



8.5" / 215mm x 11" / 280mm
Vertical Frame
Stand Height: 34" / 865mm
Total Height: 45" / 1.14m
Weight: 22.2lbs / 10kg



8.5" / 215mm x 11" / 280mm
Horizontal Frame
Stand Height: 34" / 865mm
Total Height: 42.5" / 1.14m
Weight: 22.2lbs / 10kg



11" / 280mm x 14" / 355mm
Vertical Frame
Stand Height: 34" / 865mm
Total Height: 48" / 1.22m
Weight: 22.2lbs / 10kg



11" / 280mm x 14" / 355mm
Horizontal Frame
Stand Height: 34" / 865mm
Total Height: 45" / 1.14m
Weight: 22.2lbs / 10kg



14" / 355mm x 22" / 560mm
Vertical Frame
Stand Height: 34" / 865mm
Total Height: 56" / 1.42m
Weight: 23.6lbs / 11kg



14" / 355mm x 22" / 560mm
Horizontal Frame
Stand Height: 34" / 865mm
Total Height: 48" / 1.22m
Weight: 23.6lbs / 11kg



22" / 560mm x 28" / 710mm
Vertical Frame
Stand Height: 34" / 865mm
Total Height: 62" / 1.53m
Weight: 24lbs / 11kg



22" / 560mm x 28" / 710mm
Horizontal Frame
Stand Height: 34" / 865mm
Total Height: 56" / 1.42m
Weight: 24lbs / 11kg

Finish Options



Black



Polished
Chrome



Satin
Chrome



Polished
Brass



Satin
Brass

Base Options




Profile Base (Standard)



Classic Base



Dome Base



Roller Base



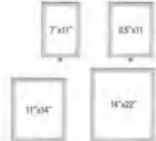
Frame sold separately

6' Sign Stand

Queue Solutions 6' Sign Stand raises your sign above the crowd for visibility from a distance. The sign stand has a two piece construction which allows for compact packaging and low freight costs.

Height	Weight	Post Diameter	Base Diameter	Packaging
72"	27 lb	2.5"	14"	Ships flat packed in two pieces.
1828mm	12 kg	64mm	355mm	

Vertical frame options



Horizontal frame options



Retracting belt option



Two piece construction



Easy fit sign frames

Snap Frame Sign Stand

The Snap Frame Sign Stand is one of the most versatile sign and poster displays available. The adjustable height post and rotating frame make this unit like buying several stands in one! The telescoping stand has a 14" / 0.36m range of adjustability with the highest setting being 45" / 1.14m (to the center of the poster graphic – overall height is taller). The height is adjusted by the push of a button and pulling the post up.

Model	Frame Size	Stand Height	Weight	Base Diameter
SS100-811	8.25" x 11.75"	Max 45"	5 lb	10"
	210 x 300mm	Max 1.14m	2.3 kg	254mm
SS100-1116	11.75" x 16.5"	Max 45"	6 lb	14.5"
	300 x 425mm	Max 1.14m	2.7 kg	368mm



Adjustable height



Adjustable frame orientation



Tilting frame



Snap frame for easy graphics change



Model SS100-1116B
Black



Model SS100-811CA
Clear Anodized



Signage

Poster Stands

Queue Solutions Poster Stands are the ideal solution for providing information, direction or marketing. The Poster Stand range features heavy duty frames and stands for maximum durability. The standard frames are top loading and the A frames are snap opening so fitting signs is simple and fast. Sign material up to 1/4"/6mm thick can be used or when lightweight posters are used clear acrylic inserts can be supplied to keep the sign in place.



14"/355mm x 22"/560mm
Single Frame

Height: 53"/1345mm
Base: 10"/250mm x 14"/355mm
Weight: 14 lbs./6.4kg
Model PS1422PC-S-FB



22"/560mm x 28"/710mm
Single Frame - Flat Base

Height: 60"/1524mm
Base: 15"/380mm x 24"/610mm
Weight: 18 lbs./8.2kg
Model PS2228PC-S-FB



22"/560mm x 28"/710mm
Single Frame - Tube Base

Height: 60"/1524mm
Base: 15"/380mm x 20"/510mm
Weight: 20 lbs./9kg
Model PS2228PC-S-TB



22"/560mm x 28"/710mm
Double Frame

Height: 60"/1524mm
Base: 15"/380mm x 24"/610mm
Weight: 22 lbs./10kg
Model PS2228PC-D-TB



22"/560mm x 28"/710mm
Triple Frame

Height: 90"/2286mm
Base: 24"/610mm x 25"/635mm
Weight: 43 lbs./20kg
Model PS2228PC-T-TB



A Frame Single Sided

Height: 42"/1066mm
Base: 23"/584mm x 33"/838mm
Weight: 6 lbs./2.7 kg
Model AFPS2333SA-S



A Frame Double Sided

Height: 42"/1066mm
Base: 23"/584mm x 33"/838mm
Weight: 11 lbs/5 kg
Model AFPS2333SA-D



Snap frame for easy graphic change



Collapsible for easy flat storage

Features:

- Simple top loading or snap opening systems for fast poster changing.
- Construction:
Poster Stands - Heavy duty steel
A Frame Stands - Aluminum
- Can be modified for outdoor use

Light Boxes

Signage



These energy efficient light boxes feature Light Guide Panels (LGP) in the frame sides which give an even spread of light across the graphic. The LEDs are designed for approximately 70,000 hours of usage. Graphics are printed on translucent material which is backlit creating a bright eye catching display. The frames snap open to make changing the graphics quick and easy.



SL001

Model LB001 - Flat Frame

Slim, flat frame profile 0.9"/23mm thick. Offered in five sizes with the A2 and A3 sizes available in both single and double sided versions. Double sided models can be hung by a cable or chain.



Model LB003 - Curved Frame

Features a very slim 0.7"/18mm thick frame with a stylish curved profile. This model is offered in single sided versions only.



SL003

Model	Light Box Size	Graphic Size	Viewing Size	Light Source	Power	Power Supply
SL001-A4/SL003-A4	9" x 13"/240x327mm	8.25" x 11.7"/210x297mm	7.5" x 11"/190x277mm	LED	2.4 W	DC12V
SL001-A3/SL003-A3*	13" x 18"/327x450mm	11.7" x 16.5"/297x420mm	11" x 16"/277x400mm	LED	4.8 W	DC12V
SL001-A2/SL003-A2*	18" x 25"/450x624mm	16.5" x 23.4"/420x594mm	16" x 22.5"/400x574mm	LED	9.6 W	DC12V
SL001-A1/SL003-A1	24.5" x 34"/624x871mm	23.4" x 33.1"/594x841mm	22.5" x 32"/574x821mm	LED	13.5 W	DC12V
SL001-A0/SL003-A0	34" x 48"/871x1219mm	33.1" x 46.8"/841x1189mm	32" x 46"/821x1169mm	LED	19 W	DC12V

*Model available in both single and double sided graphics display



Storage Carts



Storage Carts allow multiple barriers to be picked up, moved, and stored at one time. All our carts feature heavy duty steel construction and locking wheels for stability during loading and unloading. The Horizontal Post Carts also have padded slots to protect the barriers and rubber bumpers to protect walls. Where ever you need easy, efficient movement of belt barriers or barricades there is a Storage Cart in our range to meet your needs.



Carts

Vertical Storage Cart new

“Low Lift” Cart for Easy Loading

The Vertical Post Storage Cart has an 18 post capacity and is designed for effortless loading, movement, and storage of belt or rope barriers. The “low lift” design means barriers only have to be lifted 13”/330mm from the floor to be loaded.

Low Lift Loading



Doorway Fit




Locking Wheels



Versatile Design

2”/50mm, 2.5”/64mm and 3”/75mm diameter posts can all be accommodated on this cart due to its vertical “standing post” storage design. A width of 32”/813mm and a loaded height of just 51”/1.29m allows the Vertical Storage Cart to fit through standard doorways.

Height (Empty)	Height (Loaded)	Width	Length	Weight
39"	51"	32"	87"	125 lbs
990mm	1.29m	810mm	2.2m	57 kg



18 Post Capacity



Model : STCART18V

Horizontal Storage Carts

Carts



Model : STCART12H

12 Post Horizontal Storage Cart

A compact cart that holds 12 barriers and is available in versions to hold 2"/50mm or 2.5"/64mm diameter posts

Capacity	Height	Width	Depth	Weight
12 Posts	54" 1.37m	31" 800mm	31" 800mm	154 lb 70 kg

18 Post Horizontal Storage Cart

This cart allows up to 18 posts to be stored in a tall cart with a small footprint that requires minimal storage space. Versions for 2"/50mm and 2.5"/64mm diameter posts available.

Capacity	Height	Width	Depth	Weight
18 Posts	82" 2m	33" 840mm	43" 1.1m	175 lb 80 kg



Model : STCART18H



Model : STCART21H

21 Post Horizontal Storage Cart

Built to the same design as the 18 post cart this model has a 21 post capacity. Versions for 2"/50mm and 2.5"/64mm diameter posts available.

Capacity	Height	Width	Depth	Weight
21 Posts	82" 2m	33" 840mm	43" 1.1m	175 lb 80 kg

Features



Heavy Duty Steel Construction



Padded Post Slots



Rubber Bumpers



Locking Wheels



Storage Tray



Carts

Barricade Cart

Easy Loading

The Barricade Cart provides a safe, easy means of moving and storing up to 30 barricades at a time. Fabricated from heavy gauge steel this is a tough durable cart designed to withstand heavy use. Extending arms will carry 15 barricades on each side (12 recommended for easy use).



Barricade Cart

Length	Width	Height	Weight
77.5"	74"	54.75"	235 lbs
2m	1.9m	1.4m	107 kg



30 Barricade Capacity



Heavy Duty Steel Construction



Side Loading



Front Steering Wheels

ACCESSORIES



We offer a range post top and standalone accessories that add value and enhance your customer's experience. These products allow you to utilize queue barriers to distribute umbrella bags, marketing literature, newspapers, and dispense hand sanitizer.



ACCESSORIES

Umbrella Bag Frame

Stanchion/Sign sold separately



Prevent Slips and Falls

Providing plastic bags for your customer's wet umbrellas helps to keep floors dry reducing the risk of slips and falls. The Umbrella Bag Frame turns a queue stanchion into a plastic bag dispenser. The frame simply slips onto the top of the stanchion, fits firmly, and is easily removable. The heavy duty 11"x14" frame can be used for signs advising customers to take a bag.

Size	Weight	Bag Sizes	
11" x 14"	2.6 lb	5.25" x 17.5"	5.25" x 28"
280 x 355mm	1.2 kg	135 x 445mm	135 x 710mm

Low cost bag refills are available from stock.

Umbrella Frame



Small Umbrella Bag



Large Umbrella Bag





Literature Holder - 2 Pocket

Allows printed information to be made available to customers standing in the queue. 2 Pocket model takes 8.5" x 11" / 215mm x 280mm literature and dispenses from both sides. Can be supplied to fit all major brands of retractable barriers.

Overall Height	Overall Width	Overall Depth	Pocket Height	Pocket Width	Pocket Depth
11"	11"	3"	5"	9"	1.25"
280mm	280mm	75mm	130mm	230mm	32mm

Made from Acrylic, total weight 2.7lb /1.2 kg

Literature Holder - 4 Pocket

The 4 Pocket Literature Holder takes tri fold literature and dispenses from both sides. Can be supplied to fit all major brands of retractable barriers.

Overall Height	Overall Width	Overall Depth	Pocket Height	Pocket Width	Pocket Depth
11"	11"	3"	5"	4.5"	1.25"
280mm	280mm	75mm	130mm	114mm	32mm

Made from Acrylic, total weight 2.7lb /1.2 kg



Literature Basket

Allows a Sign Stand to be used as a dispenser for newspapers, circulars, flyers and bulletins. Fits 14"x22"/355mmx560mm and 22"x28"/560mmx710mm frames.

Overall Length	Overall Width	Overall Depth
18"	12"	7.75"
460mm	300mm	200mm

Total weight 3.5lb /1.6 kg



Writing Table

Our writing table allows customers to complete paperwork without losing their place in the queue. Fitted with post top adapters, the table slips onto the top of two belt barriers while still allowing the belts to be extended. Can be supplied with adapters to fit any major brand of belt barrier.

Size	Weight	Construction
48" L x 9" W	18.5 lb	Solid one piece MDF, high gloss 4 layer polyurethane finish, full bull nose edge
1220mm L x 230mm W	8.4 kg	



Easy to set up



Literature Storage Option

Sanitizing Station

The Sanitizing Station slips onto the top of the queue barrier and fits firmly. The belt can still be deployed so the dispenser can be positioned anywhere in the queue or used standalone wherever customers will appreciate the opportunity to sanitize their hands.

Dispenser	Capacity	Batteries
GoJo Touch Free	2,000 applications per refill cartridge	3 "C" Batteries

Over 30,000 washings between battery changes



Smoking Stand

This attractive Smoking Stand features top and side openings for ease of use. A swing lid and removable internal steel waste pail makes emptying quick and clean.

Height	Weight	Base Diameter	Construction
44"	21 lb	14"	Post: Steel
1118mm	9.5 kg	355mm	Base: Galvanized Steel



Easy to empty

new Luggage Sizer



ACCESSORIES



Portable & Affordable

Manufactured with a welded steel frame and sheet steel siding, our Luggage Sizer is both lightweight and durable allowing easy movement and years of maintenance free service. Fitted with wheels as standard the Luggage Sizer is easy to transport making it ideal when sharing gates. This model features a 22" x14" x 9" (558mm x 355mm x 228mm) open top bin for sizing carryon luggage and a 16"x9"x10" (406mm x 228mm x 254mm) open sided recess for checking personal items. This model also features a Poster Panel which can take posters to display TSA regulations, baggage size specifications or corporate branding.

Overall Width	Overall Depth	Overall Height
25"	17"	51"
634mm	431mm	1300mm



Welded Steel Construction
long service life, low maintenance



Poster Back Board
display regulations, allowable bag sizes or corporate branding

Open Top
allows easy access for bag sizing

Open Side
easy access to check under seat personal items

Smooth sheet metal lined bin
won't catch or snag luggage handles and straps



Wheels
for easy 'tilt and push' moving



ADD A SPLASH OF COLOR

With one of our
200+ color options!

CUSTOMIZING OPTIONS



A standard barrier has over 1.5 sq ft of belt area while our Xtra wide belt models give 2.5 sq ft. This is prime advertising real estate as it is positioned in in the most trafficked location in any public facility, the customer queue! Not only can belts be custom printed but every element of our barriers can be customized to create bold advertising or safety messages or to blend the queue with building décor. Take a look at the customizing options on the following pages, you might be surprised at what can be done to turn your barriers into something truly eye catching.



Silk Screen Printing

Used for simple logos or text in a single color and is very cost effective. Utilizes gloss ink that helps a logo to "pop".



Dye Sublimation Printing (Digital Printing)

Used for complex or multi colored designs. Being a digital process almost anything can be printed including photographs and scannable QR codes. The ink is infused (dyed) into the fibers of the belt meaning the print will never wear off.



POST TOP LABELS

Post Top Custom Labels

The post top label is an ideal location to provide contact details such as web address, phone numbers and QR codes. We have two styles, Standard which is a flat label with the print protected by a clear laminated layer and the Dome which provides an eye catching raised 3D look.





POST WRAPS & CUSTOM COLOR CASSETTES



Custom Color Cassettes

Custom colored cassettes enable you to co-ordinate the cassette with the post and belt color. This allows the queue to be blended more completely into the overall venue décor or corporate color.

Post Wraps

Digital printing enables the post to be printed with almost anything from multicolored logos, photographs, or even realistic wood grains. The effect of branded queue barriers is very striking particularly when matched with printed belts.



PO Box 1138
Monroeville, PA 15146

1-800-448-2647

TamisCorp.com